



SZABO SCANDIC

Part of Europa Biosite

Produktinformation



Forschungsprodukte & Biochemikalien



Zellkultur & Verbrauchsmaterial



Diagnostik & molekulare Diagnostik



Laborgeräte & Service

Weitere Information auf den folgenden Seiten!
See the following pages for more information!



Lieferung & Zahlungsart

siehe unsere [Liefer- und Versandbedingungen](#)

Zuschläge

- Mindermengenzuschlag
- Trockeneiszuschlag
- Gefahrgutzuschlag
- Expressversand

SZABO-SCANDIC HandelsgmbH

Quellenstraße 110, A-1100 Wien

T. +43(0)1 489 3961-0

F. +43(0)1 489 3961-7

mail@szabo-scandic.com

www.szabo-scandic.com

[linkedin.com/company/szaboscandic](https://www.linkedin.com/company/szaboscandic) 

DUSP9 purified MaxPab rabbit polyclonal antibody (D01P) MaxPab®

Catalog # : H00001852-D01P

規格 : [100 ug]

List All

Specification

Product Description: Rabbit polyclonal antibody raised against a full-length human DUSP9 protein.

Immunogen: DUSP9 (AAH60837.1, 1 a.a. ~ 384 a.a) full-length human protein.

Sequence:
 MEGLGRSCLWLRRELSPRRPRLLLDCRSRELYESARIGGALSVALPAL
 LLRRLRRGSLSVRALLPGPPLQPPPPAPVLLYDQGGGRRRRRGEAEAEA
 EEWEAESVLGTLQLKREEGYLAYLQGGFSRFQAECPHLCETSLAGR
 AGSSMAPLPGPVPVVGSLCLGSDCSDAESEADRDSMSCGLDSEGAT
 PPPVGLRASFPVQILPNLYLGSARDSANLESLAKLGIRYILNVTPLNPNFFE
 KNGDFHYKQIPISDHWSQNLRSRFFPEAIEFIDEALSQNRGVLVHCLAGVSR
 SVTVTVAYLMQKLHLSLNDAYDLVKRKKSNISPNFNFMGQLLDFERSLRL
 EERHSQEQGSGGQASAASNPPSFFTPTSDGAFELAPT

Host: Rabbit

Reactivity: Human

Quality Control Testing: Antibody reactive against mammalian transfected lysate.

Storage Buffer: In 1x PBS, pH 7.4

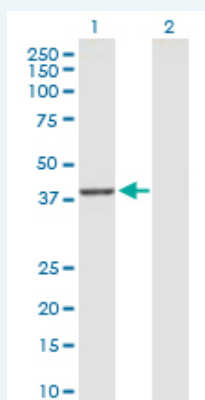
Storage Instruction: Store at -20°C or lower. Aliquot to avoid repeated freezing and thawing.

MSDS:  [Download](#)

Datasheet:  [Download](#)

Applications

Western Blot (Transfected lysate)



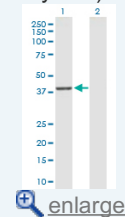
Western Blot analysis of DUSP9 expression in transfected 293T cell line ([H00001852-T03](#)) by DUSP9 MaxPab polyclonal antibody.


Lane 1: DUSP9 transfected lysate(41.90 KDa).


Lane 2: Non-transfected lysate.

Application Image

Western Blot (Transfected lysate)



 enlarge

 [Protocol Download](#)

Gene Information

Entrez GeneID: [1852](#)

GeneBank Accession#: [BC060837](#)

Protein Accession#: [AAH60837.1](#)

Gene Name: DUSP9

Gene Alias: MKP-4, MKP4

Gene Description: dual specificity phosphatase 9

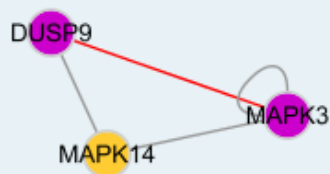
Omim ID: [300134](#)

Gene Ontology: [Hyperlink](#)

Gene Summary: The protein encoded by this gene is a member of the dual specificity protein phosphatase subfamily. These phosphatases inactivate their target kinases by dephosphorylating both the phosphoserine/threonine and phosphotyrosine residues. They negatively regulate members of the mitogen-activated protein (MAP) kinase superfamily (MAPK/ERK, SAPK/JNK, p38), which is associated with cellular proliferation and differentiation. Different members of the family of dual specificity phosphatases show distinct substrate specificities for various MAP kinases, different tissue distribution and subcellular localization, and different modes of inducibility of their expression by extracellular stimuli. This gene product shows selectivity for members of the ERK family of MAP kinases, is expressed only in placenta, kidney, and fetal liver, and is localized to the cytoplasm and nucleus. [provided by RefSeq]

Other Designations: OTTHUMP00000025951, OTTHUMP00000025953, map kinase phosphatase 4, serine/threonine specific protein phosphatase

Interactome



Gene Pathway

[MAPK signaling pathway](#)

Related Disease

[Diabetes Mellitus, Type 2](#) [Genetic Predisposition to Disease](#)

[服務條款](#) | [隱私權政策](#) | [著作及商標](#) | [網站地圖](#)

©2016 亞諾法生技股份有限公司 Abnova Corporation. 版權所有.