



# SZABO SCANDIC

Part of Europa Biosite

## Produktinformation



Forschungsprodukte & Biochemikalien



Zellkultur & Verbrauchsmaterial



Diagnostik & molekulare Diagnostik



Laborgeräte & Service

Weitere Information auf den folgenden Seiten!  
See the following pages for more information!



### Lieferung & Zahlungsart

siehe unsere [Liefer- und Versandbedingungen](#)

### Zuschläge

- Mindermengenzuschlag
- Trockeneiszuschlag
- Gefahrgutzuschlag
- Expressversand

### SZABO-SCANDIC HandelsgmbH

Quellenstraße 110, A-1100 Wien

T. +43(0)1 489 3961-0

F. +43(0)1 489 3961-7

[mail@szabo-scandic.com](mailto:mail@szabo-scandic.com)

[www.szabo-scandic.com](http://www.szabo-scandic.com)

[linkedin.com/company/szaboscandic](https://www.linkedin.com/company/szaboscandic) 

## E4F1 MaxPab mouse polyclonal antibody (B01) MaxPab®

Catalog # : H00001877-B01

規格 : [ 50 uL ]

[List All](#)

### Specification

**Product Description:** Mouse polyclonal antibody raised against a full-length human E4F1 protein.

**Immunogen:** E4F1 (AAH80524.1, 1 a.a. ~ 784 a.a) full-length human protein.

**Sequence:**  
 MEGAMAVRVTAHTAEAQAEAGREAGEGAVAAVAALAPSGFLGLPAP  
 FSEEDDDVHRCGRCAEF TALEDFVQHKIQKACQRAPPEALPATPATT  
 ALLGQEVVPAAPGPEEPITVAHIWVAASLAADISHASDLVGGGHIKEVIVA  
 AEAELGDGEMAEAPGSPHQQLGLAGEGEQAQVKLLVNKDGRYVCAL  
 CHKTFKTGSILKAHMVTHSSRKDHECKLGCASFRTKGSIRHRRHTDER  
 PYKCSKCGKSFRESGALTRHLKSLTPCTEKIRFSVSKDVVSKEDARAG  
 SGAGAAGLGTATSSVTGPIETSPVIHLVTDAGTVIHEVHVQMQLSLG  
 MKALAPEPPVSQELPCSSEGSRENLLHQAMQNSGIVLERAAGEEGALEP  
 APAAGSSPQLAVAAPQLPVLEVQPLETQVASEASAVPRTHPCPQCSET  
 FPTAATLEAHKRGTGPRPFACAQCGKAFPKAYLLKKHQEVHVRERRF  
 RCGDCGKLYKTAHVRGHRVHSDERPYPCKGKRYKTNAQQVHFR  
 THLEEKPHVCQFCSRGFREKGSVVRHVRHHTGEKPFKCYKCGRGAEH  
 GTLNRHLRTKGGCLLEVEELLVSEDSPPAAATTVLTEDPHTVLVEFSSWA  
 DTQEYIIIEATADDAETSEATEIIEGTQTEVD SHIMKVQQIVHQASAGHQIV  
 QNVTMDEETALGPEAAAADTITATPESLTEQVAMTLASAISEGTVLAARA  
 GTSGTEQATVTMVSSDIEILEHAGELVIASPEGQLEVQTVIV

**Host:** Mouse

**Reactivity:** Human

**Quality Control Testing:** Antibody reactive against mammalian transfected lysate.

**Storage Buffer:** No additive

**Storage Instruction:** Store at -20°C or lower. Aliquot to avoid repeated freezing and thawing.

**Note:** For IHC and IF applications, antibody purification with Protein A will be needed prior to use.

**MSDS:** [Download](#)

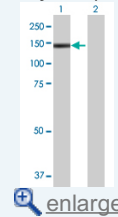
**Datasheet:** [Download](#)

### Applications

**Western Blot (Transfected lysate)**

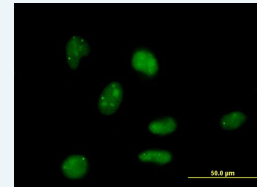
### Application Image

Western Blot (Transfected lysate)

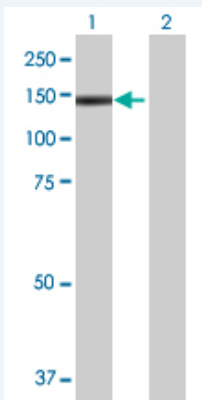


[enlarge](#)

Immunofluorescence



[enlarge](#)

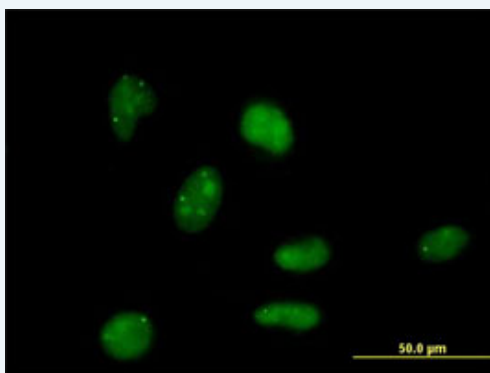


Western Blot analysis of E4F1 expression in transfected 293T cell line ([H00001877-T01](#)) by E4F1 MaxPab polyclonal antibody.

Lane 1: E4F1 transfected lysate(86.24 KDa).  
Lane 2: Non-transfected lysate.

[Protocol Download](#)

### Immunofluorescence



enlarge this image

Immunofluorescence of purified MaxPab antibody to E4F1 on HeLa cell. [antibody concentration 10 ug/ml]

[Protocol Download](#)

### Gene Information

**Entrez GeneID:** [1877](#)

**GeneBank Accession#:** [BC080524.1](#)

**Protein Accession#:** [AAH80524.1](#)

**Gene Name:** E4F1

**Gene Alias:** E4F,MGC99614

**Gene Description:** E4F transcription factor 1

**Omim ID:** [603022](#)

**Gene Ontology:** [Hyperlink](#)

**Gene Summary:** The zinc finger protein encoded by this gene is one of several cellular transcription factors whose DNA-binding activities are regulated through the action of adenovirus E1A. A 50-kDa amino-terminal product is generated from the full-length protein through proteolytic cleavage. The protein is differentially regulated by E1A-induced phosphorylation. The full-length gene product represses transcription from the E4 promoter in the absence of E1A, while the 50-kDa form acts as a transcriptional activator in its presence. [provided by RefSeq]

Other p120E4F  
Designations:

[服務條款](#) | [隱私權政策](#) | [著作及商標](#) | [網站地圖](#)

©2016 亞諾法生技股份有限公司 Abnova Corporation. 版權所有.