



SZABO SCANDIC

Part of Europa Biosite

Produktinformation



Forschungsprodukte & Biochemikalien



Zellkultur & Verbrauchsmaterial



Diagnostik & molekulare Diagnostik



Laborgeräte & Service

Weitere Information auf den folgenden Seiten!
See the following pages for more information!



Lieferung & Zahlungsart

siehe unsere [Liefer- und Versandbedingungen](#)

Zuschläge

- Mindermengenzuschlag
- Trockeneiszuschlag
- Gefahrgutzuschlag
- Expressversand

SZABO-SCANDIC HandelsgmbH

Quellenstraße 110, A-1100 Wien

T. +43(0)1 489 3961-0

F. +43(0)1 489 3961-7

mail@szabo-scandic.com

www.szabo-scandic.com

[linkedin.com/company/szaboscandic](https://www.linkedin.com/company/szaboscandic) 

E4F1 purified MaxPab mouse polyclonal antibody (B01P) MaxPab®

Catalog # : H00001877-B01P

規格 : [50 ug]

[List All](#)

Specification

Product Description: Mouse polyclonal antibody raised against a full-length human E4F1 protein.

Immunogen: E4F1 (AAH80524.1, 1 a.a. ~ 784 a.a) full-length human protein.

Sequence:
 MEGAMAVRVTAHTAEAQAEAGREAGEGAVAAVAALAPSGFLGLPAP
 FSEEDDDVHRCGRCAEF TALEDFVQHKIQKACQRAPPEALPATPATT
 ALLGQEVVPAAPGPEEPITVAHIWVAASLAADISHASDLVGGGHIKEVIVA
 AEAELGDGEMAEAPGSPHQQLGLAGEGEQAQVKLLVNKDGRYVCAL
 CHKTFKTGSILKAHMTVHSSRKDHECKLGCASFRTKGSILIRHRRHTDER
 PYKCSKCGKSFRESGALTRHLKSLTPCTEKIRFSVSKDVVSKEDARAG
 SGAGAAGLGTATSSVTGPIETSPVIHLVTDAGTVEHVHVQMQELSLG
 MKALAPEPPVSQELPCSSEGSRENLLHQAMQNSGIVLERAAGEEGALEP
 APAAGSSPQLAVAAPQLPVLEVQPLETQVASEASAVPRTHPCPQCSET
 FPTAATLEAHKRGTGPRPFACAQCGKAFPKAYLLKKHQEVHVRERRF
 RCGDCGKLYKTIHVRGHRVHSDERPYPCKGKRYKTNAQQVHFR
 THLEEKPHVCQFCSRGFREKGSVVRHVRHHTGKPFKCYKCGRGAEH
 GTLNRHLRTKGGCLLEVEELLVSEDSPPAAATTVLTEDPHTVLVEFSSWA
 DTQEYIIIEATADDAETSEATEIIEGTQTEVDSHIMKVQQQIVHQASAGHQIV
 QNVTMDEETALGPEAAAADTITATPESLTEQVAMTLASAISEGTVLAARA
 GTSGTEQATVTMVSSDIEILEHAGELVIASPEGQLEVQTVIV

Host: Mouse

Reactivity: Human

Quality Control Testing: Antibody reactive against mammalian transfected lysate.

Storage Buffer: In 1x PBS, pH 7.4

Storage Instruction: Store at -20°C or lower. Aliquot to avoid repeated freezing and thawing.

MSDS: [Download](#)


Datasheet: [Download](#)

Applications

Western Blot (Transfected lysate)

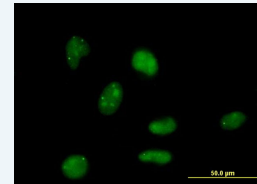
Application Image

Western Blot (Transfected lysate)

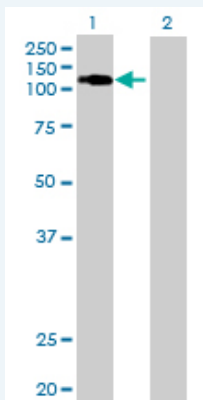


[enlarge](#)

Immunofluorescence



[enlarge](#)

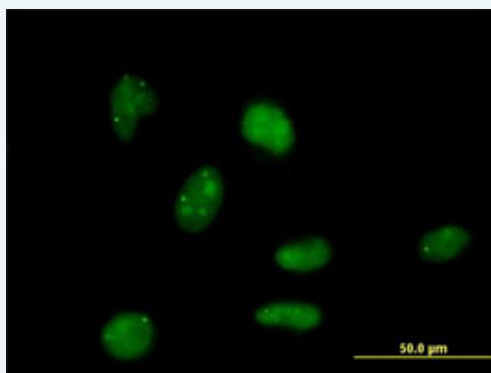


Western Blot analysis of E4F1 expression in transfected 293T cell line ([H00001877-T01](#)) by E4F1 MaxPab polyclonal antibody.

Lane 1: E4F1 transfected lysate(86.24 KDa).
Lane 2: Non-transfected lysate.

[Protocol Download](#)

Immunofluorescence



enlarge this image

Immunofluorescence of purified MaxPab antibody to E4F1 on HeLa cell. [antibody concentration 10 ug/ml]

[Protocol Download](#)

Gene Information

Entrez GeneID: [1877](#)

GeneBank [BC080524.1](#)
Accession#:

Protein [AAH80524.1](#)
Accession#:

Gene Name: E4F1

Gene Alias: E4F,MGC99614

Gene Description: E4F transcription factor 1

Omim ID: [603022](#)

Gene Ontology: [Hyperlink](#)

Gene Summary: The zinc finger protein encoded by this gene is one of several cellular transcription factors whose DNA-binding activities are regulated through the action of adenovirus E1A. A 50-kDa amino-terminal product is generated from the full-length protein through proteolytic cleavage. The protein is differentially regulated by E1A-induced phosphorylation. The full-length gene product represses transcription from the E4 promoter in the absence of E1A, while the 50-kDa form acts as a transcriptional activator in its presence. [provided by RefSeq]

Other p120E4F
Designations:

[服務條款](#) | [隱私權政策](#) | [著作及商標](#) | [網站地圖](#)

©2016 亞諾法生技股份有限公司 Abnova Corporation. 版權所有.