



# SZABO SCANDIC

Part of Europa Biosite

## Produktinformation



Forschungsprodukte & Biochemikalien



Zellkultur & Verbrauchsmaterial



Diagnostik & molekulare Diagnostik



Laborgeräte & Service

Weitere Information auf den folgenden Seiten!  
See the following pages for more information!



### Lieferung & Zahlungsart

siehe unsere [Liefer- und Versandbedingungen](#)

### Zuschläge

- Mindermengenzuschlag
- Trockeneiszuschlag
- Gefahrgutzuschlag
- Expressversand

### SZABO-SCANDIC HandelsgmbH

Quellenstraße 110, A-1100 Wien

T. +43(0)1 489 3961-0

F. +43(0)1 489 3961-7

[mail@szabo-scandic.com](mailto:mail@szabo-scandic.com)

[www.szabo-scandic.com](http://www.szabo-scandic.com)

[linkedin.com/company/szaboscandic](https://www.linkedin.com/company/szaboscandic) 

## E4F1 monoclonal antibody (M03), clone 4B10

Catalog # : H00001877-M03

規格 : [ 100 ug ]

[List All](#)

### Specification

**Product Description:** Mouse monoclonal antibody raised against a partial recombinant E4F1.

**Immunogen:** E4F1 (NP\_004415.2, 685 a.a. ~ 784 a.a) partial recombinant protein with GST tag. MW of the GST tag alone is 26 KDa.


**Sequence:** GHQIVQNVMTMDEETALGPEAAAADTITIATPESL TEQVAMTLASAISEGTV LAARAGTSGTEQATVTMVSEDI EILEHAGELVIASPEGQLEVQTVIV

**Host:** Mouse

**Reactivity:** Human

**Isotype:** IgG2a Kappa

**Quality Control Testing:** Antibody Reactive Against Recombinant Protein.



Western Blot detection against Immunogen (36.74 KDa) .

**Storage Buffer:** In 1x PBS, pH 7.4

**Storage Instruction:** Store at -20°C or lower. Aliquot to avoid repeated freezing and thawing.

**MSDS:** [Download](#)


**Datasheet:** [Download](#)

### Applications

**Western Blot (Transfected lysate)**

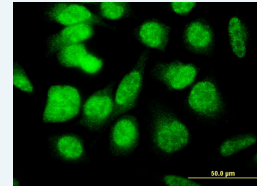
### Application Image

Western Blot (Transfected lysate)

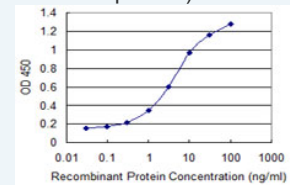


Western Blot (Recombinant protein)

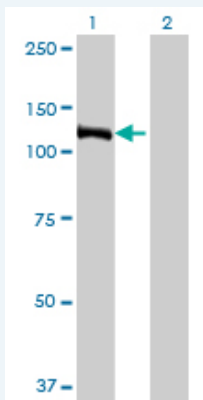
Immunofluorescence



Sandwich ELISA (Recombinant protein)



ELISA



Western Blot analysis of E4F1 expression in transfected 293T cell line by E4F1 monoclonal antibody (M03), clone 4B10.

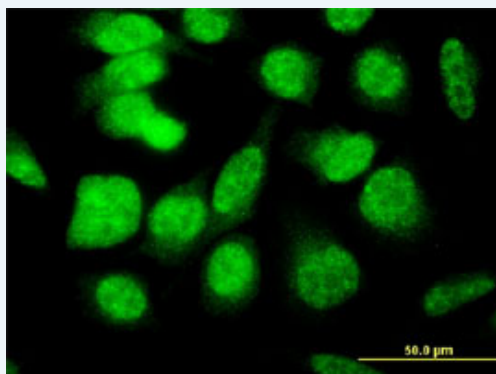
Lane 1: E4F1 transfected lysate(83.5 KDa).  
Lane 2: Non-transfected lysate.

[Protocol Download](#)

### Western Blot (Recombinant protein)

[Protocol Download](#)

### Immunofluorescence

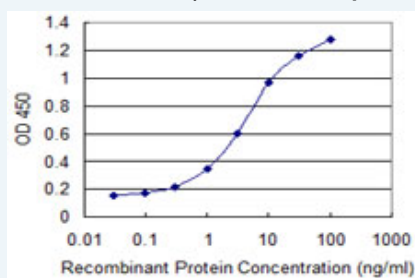


[enlarge this image](#)

Immunofluorescence of monoclonal antibody to E4F1 on HeLa cell . [antibody concentration 10 ug/ml]

[Protocol Download](#)

### Sandwich ELISA (Recombinant protein)



Detection limit for recombinant GST tagged E4F1 is 0.1 ng/ml as a capture antibody.

[Protocol Download](#)

### ELISA

### Gene Information

Entrez GeneID: [1877](#)

GeneBank [NM\\_004424](#)

Accession#:

Protein [NP\\_004415.2](#)

Accession#:

**Gene Name:** E4F1

**Gene Alias:** E4F,MGC99614

**Gene Description:** E4F transcription factor 1

**Omim ID:** [603022](#)

**Gene Ontology:** [Hyperlink](#)

**Gene Summary:** The zinc finger protein encoded by this gene is one of several cellular transcription factors whose DNA-binding activities are regulated through the action of adenovirus E1A. A 50-kDa amino-terminal product is generated from the full-length protein through proteolytic cleavage. The protein is differentially regulated by E1A-induced phosphorylation. The full-length gene product represses transcription from the E4 promoter in the absence of E1A, while the 50-kDa form acts as a transcriptional activator in its presence. [provided by RefSeq]

**Other Designations:** p120E4F

[服務條款](#) | [隱私權政策](#) | [著作及商標](#) | [網站地圖](#)

©2016 亞諾法生技股份有限公司 Abnova Corporation. 版權所有.