



SZABO SCANDIC

Part of Europa Biosite

Produktinformation



Forschungsprodukte & Biochemikalien



Zellkultur & Verbrauchsmaterial



Diagnostik & molekulare Diagnostik



Laborgeräte & Service

Weitere Information auf den folgenden Seiten!
See the following pages for more information!



Lieferung & Zahlungsart

siehe unsere [Liefer- und Versandbedingungen](#)

Zuschläge

- Mindermengenzuschlag
- Trockeneiszuschlag
- Gefahrgutzuschlag
- Expressversand

SZABO-SCANDIC HandelsgmbH

Quellenstraße 110, A-1100 Wien

T. +43(0)1 489 3961-0

F. +43(0)1 489 3961-7

mail@szabo-scandic.com

www.szabo-scandic.com

[linkedin.com/company/szaboscandic](https://www.linkedin.com/company/szaboscandic) 

GPR183 MaxPab mouse polyclonal antibody (B01) MaxPab®

Catalog # : H00001880-B01

規格 : [50 uL]

[List All](#)

Specification

Product Description: Mouse polyclonal antibody raised against a full-length human GPR183 protein.

Immunogen: GPR183 (AAH20752, 1 a.a. ~ 361 a.a) full-length human protein.

Sequence:
 MDIQMANNFTPPSATPQGNDLDYAHHSTARIVMPLHYSLVFIIGLVGNLL
 ALVVIVQNRKKINSTTLYSTNLVISDILFTTALPTRIAYYAMGFDWRIGDALC
 RITALVFYINTYAGVNFMTCLSIDRFIAVVHPLRYNKKRIEHAKGVCIFWWIL
 VFAQTLPLLINPMSKQEAERITCMEYPNFEETKSLPWILLGACFIGYVPLII
 ILICYSQICCKLFRRTAKQNPLTEKSGVNNKALNTIILIVFVLCFTPYHVAIQ
 HMIKKLRFNSNFLECSQRHSFQISLHFTVCLMNFNCCMDPFYFFACKGYK
 RKVMRMLKRQVSVSISAVKSAPEENSREMTETQMMIHSKSSNGK

Host: Mouse

Reactivity: Human

Quality Control Testing: Antibody reactive against mammalian transfected lysate.

Storage Buffer: No additive

Storage Instruction: Store at -20°C or lower. Aliquot to avoid repeated freezing and thawing.

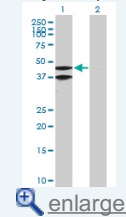
Note: For IHC and IF applications, antibody purification with Protein A will be needed prior to use.


MSDS:  [Download](#)

Datasheet:  [Download](#)

Application Image

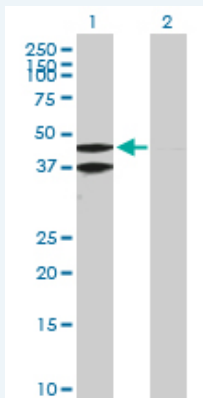
Western Blot (Transfected lysate)



 [enlarge](#)

Applications

Western Blot (Transfected lysate)



Western Blot analysis of GPR183 expression in transfected 293T cell line ([H00001880-T04](#)) by GPR183 MaxPab polyclonal antibody.

Lane 1: EBI2 transfected lysate(39.82 KDa).

Lane 2: Non-transfected lysate.

Gene Information

Entrez GeneID: [1880](#)

**GeneBank
Accession#:** [BC020752](#)

**Protein
Accession#:** [AAH20752](#)

Gene Name: GPR183

Gene Alias: EBI2

**Gene
Description:** G protein-coupled receptor 183

Omim ID: [605741](#)

Gene Ontology: [Hyperlink](#)

Gene Summary: This gene was identified by the up-regulation of its expression upon Epstein-Barr virus infection of primary B lymphocytes. This gene is predicted to encode a G protein-coupled receptor that is most closely related to the thrombin receptor. Expression of this gene was detected in B-lymphocyte cell lines and lymphoid tissues but not in T-lymphocyte cell lines or peripheral blood T lymphocytes. The function of this gene is unknown. [provided by RefSeq]

**Other
Designations:** EBV-induced G protein-coupled receptor 2, Epstein-Barr virus induced gene 2 (lymphocyte-specific G protein-coupled receptor), OTTHUMP00000018611
