



# SZABO SCANDIC

Part of Europa Biosite

## Produktinformation



Forschungsprodukte & Biochemikalien



Zellkultur & Verbrauchsmaterial



Diagnostik & molekulare Diagnostik



Laborgeräte & Service

Weitere Information auf den folgenden Seiten!  
See the following pages for more information!



### Lieferung & Zahlungsart

siehe unsere [Liefer- und Versandbedingungen](#)

### Zuschläge

- Mindermengenzuschlag
- Trockeneiszuschlag
- Gefahrgutzuschlag
- Expressversand

### SZABO-SCANDIC HandelsgmbH

Quellenstraße 110, A-1100 Wien

T. +43(0)1 489 3961-0

F. +43(0)1 489 3961-7

[mail@szabo-scandic.com](mailto:mail@szabo-scandic.com)

[www.szabo-scandic.com](http://www.szabo-scandic.com)

[linkedin.com/company/szaboscandic](https://www.linkedin.com/company/szaboscandic) 

## EBI2 purified MaxPab mouse polyclonal antibody (B01P) MaxPab®

Catalog # : H00001880-B01P

規格 : [ 50 ug ]

List All

### Specification

**Product Description:** Mouse polyclonal antibody raised against a full-length human EBI2 protein.

**Immunogen:** EBI2 (AAH20752, 1 a.a. ~ 361 a.a) full-length human protein.

**Sequence:**  
 MDIQMANNFTPPSATPQGNDLCDLYAHHSTARIVMPLHYSLVFIIGLVGNLL  
 ALVVIVQNRKKINSTLLYSTNLVISDILFTTALPTRIAYYAMGFDWRIGDALC  
 RITALVFYINTYAGVNFMTCLSIDRFIAVVHPLRYNKIKRIEHAKGVCIFWWIL  
 VFAQTLPLLINPMSKQEAERITCMEYPNFEETKSLPWILLGACFIGYVPLII  
 ILICYSQICCKLFRRTAKQNPLTEKSGVNNKALNTIILIVFVLCFTPYHVAIQ  
 HMIKKLRFNSNFLECSQRHSFQISLHFTVCLMNFNCCMDPFYFFACKGYK  
 RKVMRMLKRQVSVSISAVKSAPEENSREMTETQMMIHSKSSNGK

**Host:** Mouse

**Reactivity:** Human

**Quality Control Testing:** Antibody reactive against mammalian transfected lysate.

**Storage Buffer:** In 1x PBS, pH 7.4

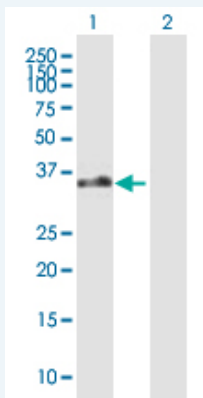
**Storage Instruction:** Store at -20°C or lower. Aliquot to avoid repeated freezing and thawing.

**MSDS:**  [Download](#)

**Datasheet:**  [Download](#)

### Applications


#### Western Blot (Transfected lysate)



Western Blot analysis of GPR183 expression in transfected 293T cell line (H00001880-T04) by GPR183 MaxPab polyclonal antibody.

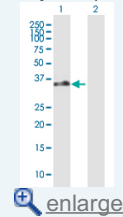
Lane 1: EBI2 transfected lysate(39.82 KDa).


Lane 2: Non-transfected lysate.

 [Protocol Download](#)

### Application Image

Western Blot (Transfected lysate)



 enlarge

## Gene Information

---

**Entrez GeneID:** [1880](#)

---

**GeneBank  
Accession#:** [BC020752](#)

---

**Protein  
Accession#:** [AAH20752](#)

---

**Gene Name:** GPR183

---

**Gene Alias:** EBI2

---

**Gene  
Description:** G protein-coupled receptor 183

---

**Omim ID:** [605741](#)

---

**Gene Ontology:** [Hyperlink](#)

---

**Gene Summary:** This gene was identified by the up-regulation of its expression upon Epstein-Barr virus infection of primary B lymphocytes. This gene is predicted to encode a G protein-coupled receptor that is most closely related to the thrombin receptor. Expression of this gene was detected in B-lymphocyte cell lines and lymphoid tissues but not in T-lymphocyte cell lines or peripheral blood T lymphocytes. The function of this gene is unknown. [provided by RefSeq]

---

**Other  
Designations:** EBV-induced G protein-coupled receptor 2, Epstein-Barr virus induced gene 2 (lymphocyte-specific G protein-coupled receptor), OTTHUMP00000018611

---

---

[服務條款](#) | [隱私權政策](#) | [著作及商標](#) | [網站地圖](#)

©2016 亞諾法生技股份有限公司 Abnova Corporation. 版權所有.