



# SZABO SCANDIC

Part of Europa Biosite

## Produktinformation



Forschungsprodukte & Biochemikalien



Zellkultur & Verbrauchsmaterial



Diagnostik & molekulare Diagnostik



Laborgeräte & Service

Weitere Information auf den folgenden Seiten!  
See the following pages for more information!



### Lieferung & Zahlungsart

siehe unsere [Liefer- und Versandbedingungen](#)

### Zuschläge

- Mindermengenzuschlag
- Trockeneiszuschlag
- Gefahrgutzuschlag
- Expressversand

### SZABO-SCANDIC HandelsgmbH

Quellenstraße 110, A-1100 Wien

T. +43(0)1 489 3961-0

F. +43(0)1 489 3961-7

[mail@szabo-scandic.com](mailto:mail@szabo-scandic.com)

[www.szabo-scandic.com](http://www.szabo-scandic.com)

[linkedin.com/company/szaboscandic](https://www.linkedin.com/company/szaboscandic) 



## EDN2 MaxPab mouse polyclonal antibody (B01) MaxPab®

Catalog # : H00001907-B01

規格 : [ 50 uL ]


[List All](#)

### Specification

<b>Product Description:</b>	Mouse polyclonal antibody raised against a full-length human EDN2 protein.
<b>Immunogen:</b>	EDN2 (NP_001947, 1 a.a. ~ 178 a.a) full-length human protein.
<b>Sequence:</b>	MVSVPTTWCSVALALLVALHEGKGQAAATLEQPASSSHAQGTHLRLRR CSCSSWLDKECVYFCHLDIIVNTPEQTAPYGLGNPPRRRRRSLPRRC QCSSARDPACATFCLRRPWTEAGAVPSRKSPADVFQTGKTGATTGELL QRLRDISTVKSLFAKRQQEAMREPRSTHSRWRKR
<b>Host:</b>	Mouse
<b>Reactivity:</b>	Human
<b>Quality Control Testing:</b>	Antibody reactive against mammalian transfected lysate.
<b>Storage Buffer:</b>	No additive
<b>Storage Instruction:</b>	Store at -20°C or lower. Aliquot to avoid repeated freezing and thawing.
<b>Note:</b>	For IHC and IF applications, antibody purification with Protein A will be needed prior to use.
<b>MSDS:</b>	 <a href="#">Download</a>
<b>Datasheet:</b>	 <a href="#">Download</a>

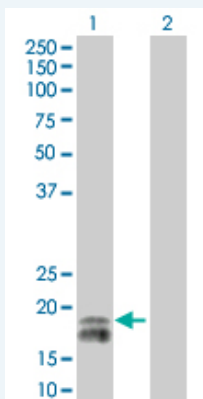
### Application Image

Western Blot (Transfected lysate)



### Applications


#### Western Blot (Transfected lysate)



Western Blot analysis of EDN2 expression in transfected 293T cell line (H00001907-T01) by EDN2 MaxPab polyclonal antibody.

Lane 1: EDN2 transfected lysate (19.58 kDa).

Lane 2: Non-transfected lysate.

 [Protocol Download](#)

## Gene Information

Entrez GeneID: [1907](#)

GeneBank  
Accession#: [NM\\_001956](#)

Protein  
Accession#: [NP\\_001947](#)

Gene Name: EDN2

Gene Alias: ET2,PPET2

Gene  
Description: endothelin 2

Omim ID: [131241](#)

Gene Ontology: [Hyperlink](#)

**Gene Summary:** This gene encodes a member of the endothelin protein family of secretory vasoconstrictive peptides. The preproprotein is processed to a short mature form which functions as a ligand for the endothelin receptors that initiate intracellular signaling events. This gene product is involved in a wide range of biological processes, such as hypertension and ovulation. [provided by RefSeq]

Other  
Designations: OTTHUMP00000007075,preproendothelin 2

## Gene Pathway

[Hypertrophic cardiomyopathy \(HCM\)](#) [Neuroactive ligand-receptor interaction](#)  
[Vascular smooth muscle contraction](#)

## Related Disease

[Atrial Fibrillation](#) [Cardiomyopathy](#), [Hypertrophic Cardiovascular Diseases](#)  
[Connective Tissue Diseases](#) [Cystic Fibrosis](#) [Diabetes Mellitus, Type 2](#)  
[Ductus Arteriosus, Patent](#) [Edema Fetal Diseases](#) [Genetic Predisposition to Disease](#)  
[Infant, Premature, Diseases](#) [Infection](#) [Inflammation](#) [Musculoskeletal Diseases](#)  
[Pregnancy Complications](#), [Hematologic](#) [Premature Birth](#) [Skin Diseases](#)

[服務條款](#) | [隱私權政策](#) | [著作及商標](#) | [網站地圖](#)

©2016 亞諾法生技股份有限公司 Abnova Corporation. 版權所有.