



# SZABO SCANDIC

Part of Europa Biosite

## Produktinformation



Forschungsprodukte & Biochemikalien



Zellkultur & Verbrauchsmaterial



Diagnostik & molekulare Diagnostik



Laborgeräte & Service

Weitere Information auf den folgenden Seiten!  
See the following pages for more information!



### Lieferung & Zahlungsart

siehe unsere [Liefer- und Versandbedingungen](#)

### Zuschläge

- Mindermengenzuschlag
- Trockeneiszuschlag
- Gefahrgutzuschlag
- Expressversand

### SZABO-SCANDIC HandelsgmbH

Quellenstraße 110, A-1100 Wien

T. +43(0)1 489 3961-0

F. +43(0)1 489 3961-7

[mail@szabo-scandic.com](mailto:mail@szabo-scandic.com)

[www.szabo-scandic.com](http://www.szabo-scandic.com)

[linkedin.com/company/szaboscandic](https://www.linkedin.com/company/szaboscandic) 

## EDN3 purified MaxPab rabbit polyclonal antibody (D01P) MaxPab®

Catalog # : H00001908-D01P

規格 : [ 100 ug ]

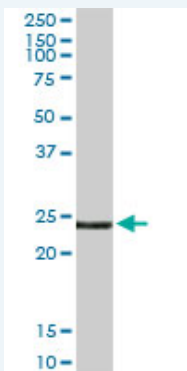
[List All](#)

### Specification

<b>Product Description:</b>	Rabbit polyclonal antibody raised against a full-length human EDN3 protein.
<b>Immunogen:</b>	EDN3 (NP_000105.1, 1 a.a. ~ 238 a.a) full-length human protein.
<b>Sequence:</b>	MEPGLWLLFGLTVTSAAGFVPCSQSGDAGRRGVSQAPTAARSEGDCE ETVAGPGEETVAGPGEETVAPTALQGPSPGSPGQEAEGAPEHHRS RRCTCFYKDKCEVYCHLDIIWINTPEQTVPYGLSNYRGSFRGKRSAG PLPGNLQLSHRPHLRACVGRYDKACLHFCTQTLDVSSNSRTAEKTDKE EEGKVEVKDQQSKQALDLHHPKLMPGSGLALAPSTCPRCLFQEGAP
<b>Host:</b>	Rabbit
<b>Reactivity:</b>	Human
<b>Quality Control Testing:</b>	Antibody reactive against mammalian transfected lysate.
<b>Storage Buffer:</b>	In 1x PBS, pH 7.4
<b>Storage Instruction:</b>	Store at -20°C or lower. Aliquot to avoid repeated freezing and thawing.
<b>MSDS:</b>	<a href="#">Download</a>
<b>Datasheet:</b>	<a href="#">Download</a>

### Applications

#### Western Blot (Tissue lysate)



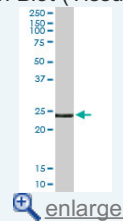
EDN3 MaxPab rabbit polyclonal antibody. Western Blot analysis of EDN3 expression in human placenta.

[Protocol Download](#)

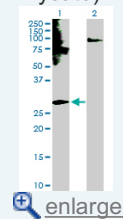
#### Western Blot (Transfected lysate)


### Application Image

#### Western Blot (Tissue lysate)




#### Western Blot (Transfected lysate)





Western Blot analysis of EDN3 expression in transfected 293T cell line ([H00001908-T01](#)) by EDN3 MaxPab polyclonal antibody.

Lane 1: EDN3 transfected lysate(25.50 KDa).  
Lane 2: Non-transfected lysate.

 [Protocol Download](#)

## Gene Information

**Entrez GeneID:** [1908](#)

**GeneBank** [NM\\_000114.2](#)

**Accession#:**

**Protein** [NP\\_000105.1](#)

**Accession#:**

**Gene Name:** EDN3

**Gene Alias:** ET3,MGC15067,MGC61498

**Gene** endothelin 3

**Description:**

**Omim ID:** [131242](#), [142623](#), [209880](#), [277580](#)

**Gene Ontology:** [Hyperlink](#)

**Gene Summary:** The protein encoded by this gene is a member of the endothelin family. Endothelins are endothelium-derived vasoactive peptides involved in a variety of biological functions. The active form of this protein is a 21 amino acid peptide processed from the precursor protein. The active peptide is a ligand for endothelin receptor type B (EDNRB). The interaction of this endothelin with EDNRB is essential for development of neural crest-derived cell lineages, such as melanocytes and enteric neurons. Mutations in this gene and EDNRB have been associated with Hirschsprung disease (HSCR) and Waardenburg syndrome (WS), which are congenital disorders involving neural crest-derived cells. Four alternatively spliced transcript variants encoding three distinct isoforms have been observed. [provided by RefSeq]

**Other** OTTHUMP00000031420,truncated endothelin 3

**Designations:**

## Gene Pathway

[Hypertrophic cardiomyopathy \(HCM\)](#) [Neuroactive ligand-receptor interaction](#)  
[Vascular smooth muscle contraction](#)

## Related Disease

[Cardiovascular Diseases](#) [Cystic Fibrosis](#) [Diabetes Mellitus, Type 2](#) [Down Syndrome](#) [Edema](#)  
[Genetic Predisposition to Disease](#) [Hirschsprung Disease](#) [Sleep Apnea, Obstructive](#)

---

---

[服務條款](#) | [隱私權政策](#) | [著作及商標](#) | [網站地圖](#)

©2016 亞諾法生技股份有限公司 Abnova Corporation. 版權所有.