



SZABO SCANDIC

Part of Europa Biosite

Produktinformation



Forschungsprodukte & Biochemikalien



Zellkultur & Verbrauchsmaterial



Diagnostik & molekulare Diagnostik



Laborgeräte & Service

Weitere Information auf den folgenden Seiten!
See the following pages for more information!



Lieferung & Zahlungsart

siehe unsere [Liefer- und Versandbedingungen](#)

Zuschläge

- Mindermengenzuschlag
- Trockeneiszuschlag
- Gefahrgutzuschlag
- Expressversand

SZABO-SCANDIC HandelsgmbH

Quellenstraße 110, A-1100 Wien

T. +43(0)1 489 3961-0

F. +43(0)1 489 3961-7

mail@szabo-scandic.com

www.szabo-scandic.com

[linkedin.com/company/szaboscandic](https://www.linkedin.com/company/szaboscandic) 

EDNRB monoclonal antibody (M01), clone 5H2

Catalog # : H00001910-M01

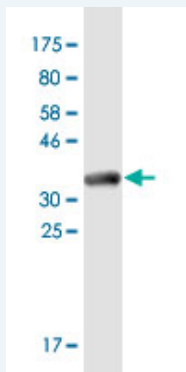
規格 : [100 ug]

[List All](#)

Specification

| | |
|-----------------------------|--|
| Product Description: | Mouse monoclonal antibody raised against a partial recombinant EDNRB. |
| Immunogen: | EDNRB (AAH14472.1, 27 a.a. ~ 101 a.a) partial recombinant protein with GST tag. MW of the GST tag alone is 26 KDa. |
| Sequence: | EERGFPPDRATPLLQTAEIMTPPTKTLWPKGNSASLARSLAPAEVPGD RTAGSPRTISPPPCQGPIEKETFK |
| Host: | Mouse |
| Reactivity: | Human |
| Isotype: | IgG2a Kappa |

Quality Control Testing: Antibody Reactive Against Recombinant Protein.



Western Blot detection against Immunogen (33.88 KDa) .

Storage Buffer: In 1x PBS, pH 7.4

Storage Instruction: Store at -20°C or lower. Aliquot to avoid repeated freezing and thawing.

Datasheet:  [Download](#)

Applications

Western Blot (Recombinant protein)

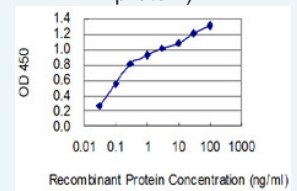
 [Protocol Download](#)

Sandwich ELISA (Recombinant protein)

Application Image

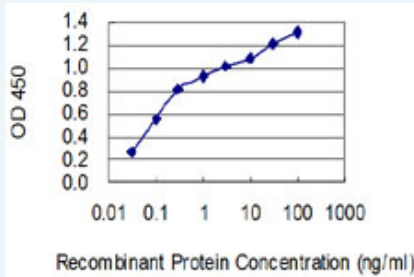
Western Blot (Recombinant protein)

Sandwich ELISA (Recombinant protein)



 [enlarge](#)

ELISA



Detection limit for recombinant GST tagged EDNRB is 0.03 ng/ml as a capture antibody.

 [Protocol Download](#)

ELISA

Gene Information

Entrez GeneID: [1910](#)

GeneBank [BC014472.1](#)

Accession#:

Protein [AAH14472.1](#)

Accession#:

Gene Name: EDNRB

Gene Alias: ABCDS,ETB,ETBR,ETRB,HSCR,HSCR2

Gene endothelin receptor type B

Description:

Omim ID: [131244](#), [277580](#), [600155](#), [600501](#)

Gene Ontology: [Hyperlink](#)

Gene Summary: The protein encoded by this gene is a G protein-coupled receptor which activates a phosphatidylinositol-calcium second messenger system. Its ligand, endothelin, consists of a family of three potent vasoactive peptides: ET1, ET2, and ET3. Studies suggest that the multigenic disorder, Hirschsprung disease type 2, is due to mutations in the endothelin receptor type B gene. Three transcript variants encoding two different isoforms have been found for this gene. While both isoforms bind ET1, they exhibit different responses upon binding, suggesting that they may be functionally distinct. [provided by RefSeq]

Other OTTHUMP00000178736,endothelin receptor non-selective type

Designations:

Gene Pathway

[Calcium signaling pathway](#) [Melanogenesis](#) [Neuroactive ligand-receptor interaction](#)

Related Disease

[Alzheimer Disease](#) [Alzheimer disease](#) [Asthma](#) [Asthma](#) [Atherosclerosis](#) [Atherosclerosis](#)
[Brain Infarction](#) [Brain Ischemia](#) [Cardiomyopathy, Dilated](#) [Cardiovascular Diseases](#)
[Cystic Fibrosis](#) [Diabetes Complications](#) [Diabetes Mellitus, Type 2](#)
[Digestive System Abnormalities](#) [Disease Progression](#) [Down Syndrome](#) [Edema](#)
[Genetic Predisposition to Disease](#) [Glaucoma](#)

... see more

