



SZABO SCANDIC

Part of Europa Biosite

Produktinformation



Forschungsprodukte & Biochemikalien



Zellkultur & Verbrauchsmaterial



Diagnostik & molekulare Diagnostik



Laborgeräte & Service

Weitere Information auf den folgenden Seiten!
See the following pages for more information!



Lieferung & Zahlungsart

siehe unsere [Liefer- und Versandbedingungen](#)

Zuschläge

- Mindermengenzuschlag
- Trockeneiszuschlag
- Gefahrgutzuschlag
- Expressversand

SZABO-SCANDIC HandelsgmbH

Quellenstraße 110, A-1100 Wien

T. +43(0)1 489 3961-0

F. +43(0)1 489 3961-7

mail@szabo-scandic.com

www.szabo-scandic.com

[linkedin.com/company/szaboscandic](https://www.linkedin.com/company/szaboscandic) 

EEF1G polyclonal antibody (A01)

Catalog # : H00001937-A01

規格 : [50 uL]

[List All](#)

Specification

Product Description: Mouse polyclonal antibody raised against a full-length recombinant EEF1G.

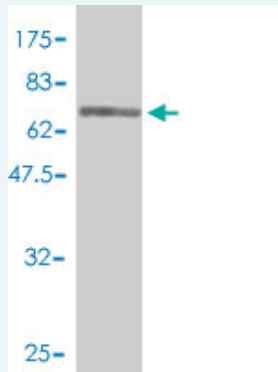
Immunogen: EEF1G (AAH15813.1, 1 a.a. ~ 437 a.a) full-length recombinant protein with GST tag.

Sequence: MAAGTLYTYPENWRAFKALIAAQYSGAQVRVLSAPPHFHFGQTNRTPPEFLRKFPAGKVPAPAFEGDDGFCVFESNAIAYHVSNEELRGSTPEAAAQVQWVSFADSDIVPPASTWVFPPTLGIMHHDKQATENAKEEVRRILGLLDAYLKT RTFLVGERVTLADITVVCTLLWLYKQVLEPSFRQAFPNTRWFLTCINQPQFRAVLGEVKLCEKMAQFDAKKFAETQPKKDTPRKEKGSREEKQKPQAKERKEEKAAAAPAPEEEMDECEQALAAEPKAKDPFAHLPKSTFVLDEFKRYKSNEDTLVALPYFWEHFDKDGWSLWYSEYRFPEELTQTFMSCNLITGMFQRLDKLRKNAFASVILFGTNNSSSISGWWVFRGQELAFPLSPDWQVDYESYTWRLDPGSEETQTLVREYFSWEGAFQHVHGKAFNQGKIFK

Host: Mouse

Reactivity: Human

Quality Control Testing: Antibody Reactive Against Recombinant Protein.



Western Blot detection against Immunogen (74.18 KDa) .

Storage Buffer: 50 % glycerol

Storage Instruction: Store at -20°C or lower. Aliquot to avoid repeated freezing and thawing.

MSDS: [Download](#)

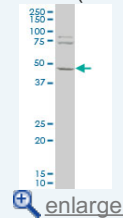
Datasheet: [Download](#)

Applications

Western Blot (Cell lysate)

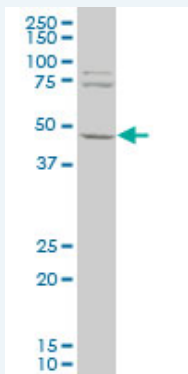
Application Image

Western Blot (Cell lysate)



Western Blot (Recombinant protein)

ELISA



EEF1G polyclonal antibody (A01), Lot # 061025JCS1 Western Blot analysis of EEF1G expression in A-431 (Cat # L015V1).

 [Protocol Download](#)

Western Blot (Recombinant protein)

 [Protocol Download](#)

ELISA

Gene Information

Entrez GeneID: [1937](#)

GeneBank [BC015813](#)

Accession#:

Protein [AAH15813.1](#)

Accession#:

Gene Name: EEF1G

Gene Alias: EF1G,GIG35

Gene Description: eukaryotic translation elongation factor 1 gamma

Omim ID: [130593](#)

Gene Ontology: [Hyperlink](#)

Gene Summary: This gene encodes a subunit of the elongation factor-1 complex, which is responsible for the enzymatic delivery of aminoacyl tRNAs to the ribosome. This subunit contains an N-terminal glutathione transferase domain, which may be involved in regulating the assembly of multisubunit complexes containing this elongation factor and aminoacyl-tRNA synthetases. [provided by RefSeq]

Other Designations: EF-1-gamma,PRO1608,eEF-1B gamma,elongation factor 1-gamma,pancreatic tumor-related protein,translation elongation factor eEF-1 gamma chain