



SZABO SCANDIC

Part of Europa Biosite

Produktinformation



Forschungsprodukte & Biochemikalien



Zellkultur & Verbrauchsmaterial



Diagnostik & molekulare Diagnostik



Laborgeräte & Service

Weitere Information auf den folgenden Seiten!
See the following pages for more information!



Lieferung & Zahlungsart

siehe unsere [Liefer- und Versandbedingungen](#)

Zuschläge

- Mindermengenzuschlag
- Trockeneiszuschlag
- Gefahrgutzuschlag
- Expressversand

SZABO-SCANDIC HandelsgmbH

Quellenstraße 110, A-1100 Wien

T. +43(0)1 489 3961-0

F. +43(0)1 489 3961-7

mail@szabo-scandic.com

www.szabo-scandic.com

[linkedin.com/company/szaboscandic](https://www.linkedin.com/company/szaboscandic) 

EGFR 293T Cell Transient Overexpression Lysate(Denatured)

Catalog # : H00001956-T01

規格 : [100 uL]

[List All](#)

Specification

Transfected Cell Line: 293T

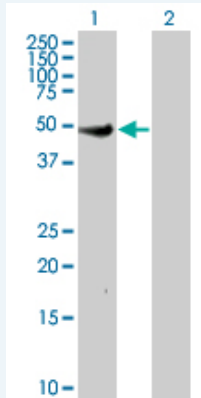
Plasmid: pCMV-EGFR full-length

Host: Human

Theoretical MW (kDa): 44.66

Quality Control Testing: Transient overexpression cell lysate was tested with Anti-EGFR antibody ([H00001956-B01](#)) by Western Blots.

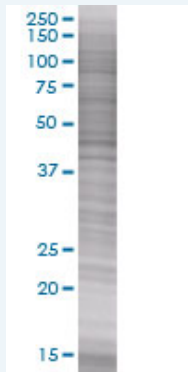
Western Blot



Lane 1: EGFR transfected lysate (44.7 KDa)

Lane 2: Non-transfected lysate.

SDS-PAGE Gel



EGFR transfected lysate.

Storage Buffer: 1X Sample Buffer (50 mM Tris-HCl, 2% SDS, 10% glycerol, 300 mM 2-mercaptoethanol, 0.01% Bromophenol blue)

Storage Instruction: Store at -80°C. Aliquot to avoid repeated freezing and thawing.

MSDS:  [Download](#)

Applications

Application Image

Western Blot

Western Blot

Gene Information

Entrez GeneID: [1956](#)

GeneBank [NM_201283](#)
Accession#:

Protein [NP_958440](#)
Accession#:

Gene Name: EGFR

Gene Alias: ERBB,ERBB1,HER1,PIG61,mENA

Gene Description: epidermal growth factor receptor (erythroblastic leukemia viral (v-erb-b) oncogene homolog, avian)

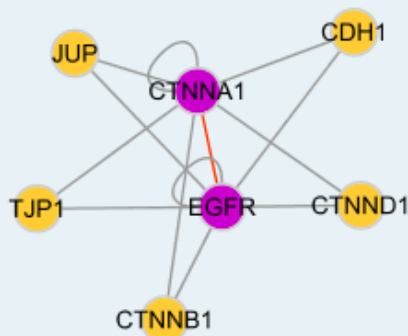
Omim ID: [131550](#), [211980](#)

Gene Ontology: [Hyperlink](#)

Gene Summary: The protein encoded by this gene is a transmembrane glycoprotein that is a member of the protein kinase superfamily. This protein is a receptor for members of the epidermal growth factor family. EGFR is a cell surface protein that binds to epidermal growth factor. Binding of the protein to a ligand induces receptor dimerization and tyrosine autophosphorylation and leads to cell proliferation. Mutations in this gene are associated with lung cancer. [provided by RefSeq]

Other Designations: avian erythroblastic leukemia viral (v-erb-b) oncogene homolog, cell growth inhibiting protein 40, cell proliferation-inducing protein 61, epidermal growth factor receptor

Interactome



Gene Pathway

[Adherens junction](#) [Bladder cancer](#) [Calcium signaling pathway](#) [Colorectal cancer](#) [Cytokine-cytokine receptor interaction](#) [Dorso-ventral axis formation](#) [Endocytosis](#) [Endometrial cancer](#) [Epithelial cell signaling in Helicobacter pylori infection](#) [ErbB signaling pathway](#) [Focal adhesion](#) [Gap junction](#) [Glioma](#) [GnRH signaling pathway](#) [MAPK signaling pathway](#) [Melanoma](#) [Non-small cell lung cancer](#) [Pancreatic cancer](#)

[Pathways in cancer](#) [Prostate cancer](#) [Regulation of actin cytoskeleton](#)

Related Disease

[Adenocarcinoma](#) [Adenocarcinoma, Bronchiolo-Alveolar](#) [Adenocarcinoma, Mucinous](#)
[Adenocarcinoma, Papillary](#) [Anus Neoplasms](#) [Asthma](#) [Asthma](#) [Astrocytoma](#) [Atherosclerosis](#)
[Barrett Esophagus](#) [Bile Duct Neoplasms](#) [Biliary Tract Neoplasms](#) [Bipolar Disorder](#)
[Brain Neoplasms](#) [Breast cancer](#) [Breast Neoplasms](#) [Bronchial Hyperreactivity](#) [Carcinoma](#)
[Carcinoma, Adenosquamous](#)

... see more

[服務條款](#) | [隱私權政策](#) | [著作及商標](#) | [網站地圖](#)

©2016 亞諾法生技股份有限公司 Abnova Corporation. 版權所有.