



# SZABO SCANDIC

Part of Europa Biosite

## Produktinformation



Forschungsprodukte & Biochemikalien



Zellkultur & Verbrauchsmaterial



Diagnostik & molekulare Diagnostik



Laborgeräte & Service

Weitere Information auf den folgenden Seiten!  
See the following pages for more information!



### Lieferung & Zahlungsart

siehe unsere [Liefer- und Versandbedingungen](#)

### Zuschläge

- Mindermengenzuschlag
- Trockeneiszuschlag
- Gefahrgutzuschlag
- Expressversand

### SZABO-SCANDIC HandelsgmbH

Quellenstraße 110, A-1100 Wien

T. +43(0)1 489 3961-0

F. +43(0)1 489 3961-7

[mail@szabo-scandic.com](mailto:mail@szabo-scandic.com)

[www.szabo-scandic.com](http://www.szabo-scandic.com)

[linkedin.com/company/szaboscandic](https://www.linkedin.com/company/szaboscandic) 

## EGR1 polyclonal antibody (A01)

Catalog # : H00001958-A01

規格 : [ 50 uL ]

List All

### Specification

**Product Description:** Mouse polyclonal antibody raised against a partial recombinant EGR1.

**Description:**

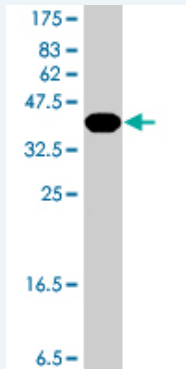
**Immunogen:** EGR1 (NP\_001955, 444 a.a. ~ 543 a.a) partial recombinant protein with GST tag.

**Sequence:** SPVATSYSPVTTTSPSPATTSYPSPVPTSFSSPGSSTYPSPVHSGFPS  
PSVATTYSSVPPAFPAQVSSFPSAVTNSFSASTGLSDMTATFSPRTIEI  
C

**Host:** Mouse

**Reactivity:** Human, Mouse, Rat

**Quality Control Testing:** Antibody Reactive Against Recombinant Protein.



Western Blot detection against Immunogen (37.11 kDa) .

**Storage Buffer:** 50 % glycerol

**Storage Instruction:** Store at -20°C or lower. Aliquot to avoid repeated freezing and thawing.

**MSDS:** [Download](#)

**Datasheet:** [Download](#)

### Publication Reference


1. [Progesterone-dependent deoxyribonucleic acid looping between RUSH/SMARCA3 and Egr-1 mediates repression by c-Rel.](#)  
Hewetson A, Chilton BS. Mol Endocrinol. 2008 Apr;22(4):813-22. Epub 2008 Jan 3.

### Applications


Western Blot (Cell lysate)

### Application Image


Western Blot (Cell lysate)



Western Blot (Cell lysate)

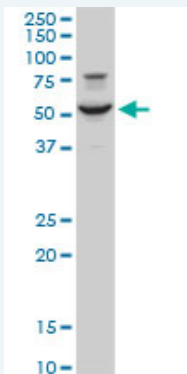


Western Blot (Cell lysate)




Western Blot (Recombinant protein)

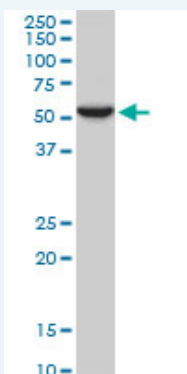
ELISA



EGR1 polyclonal antibody (A01), Lot # . Western Blot analysis of EGR1 expression in PC-12.

 [Protocol Download](#)

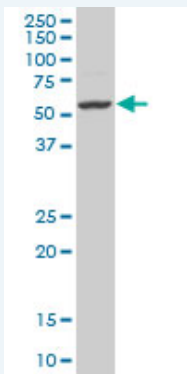
#### Western Blot (Cell lysate)



EGR1 polyclonal antibody (A01), Lot # . Western Blot analysis of EGR1 expression in Raw 264.7.

 [Protocol Download](#)


#### Western Blot (Cell lysate)



EGR1 polyclonal antibody (A01), Lot # TTB0060123QCS1 Western Blot analysis of EGR1 expression in NIH/3T3 ( Cat # L018V1 ).

 [Protocol Download](#)

#### Western Blot (Recombinant protein)

 [Protocol Download](#)

#### ELISA

#### Gene Information

Entrez GeneID: [1958](#)

GeneBank [NM\\_001964](#)

Accession#:

Protein [NP\\_001955](#)

Accession#:

**Gene Name:** EGR1

**Gene Alias:** AT225,G0S30,KROX-24,NGFI-A,TIS8,ZIF-268,ZNF225

**Gene Description:** early growth response 1

**Omim ID:** [128990](#)

**Gene Ontology:** [Hyperlink](#)

**Gene Summary:** The protein encoded by this gene belongs to the EGR family of C2H2-type zinc-finger proteins. It is a nuclear protein and functions as a transcriptional regulator. The products of target genes it activates are required for differentiation and mitogenesis. Studies suggest this is a cancer suppressor gene. [provided by RefSeq]

**Other Designations:** early growth response protein 1,nerve growth factor-induced protein A,transcription factor ETR103,zinc finger protein 225

### Gene Pathway

[Prion diseases](#)

### Related Disease

[Asthma](#) [Asthma](#) [Genetic Predisposition to Disease](#) [Myopia](#) [Rhinitis, Allergic, Perennial](#) [Schizophrenia](#)

[服務條款](#) | [隱私權政策](#) | [著作及商標](#) | [網站地圖](#)

©2016 亞諾法生技股份有限公司 Abnova Corporation. 版權所有.