



SZABO SCANDIC

Part of Europa Biosite

Produktinformation



Forschungsprodukte & Biochemikalien



Zellkultur & Verbrauchsmaterial



Diagnostik & molekulare Diagnostik



Laborgeräte & Service

Weitere Information auf den folgenden Seiten!
See the following pages for more information!



Lieferung & Zahlungsart

siehe unsere [Liefer- und Versandbedingungen](#)

Zuschläge

- Mindermengenzuschlag
- Trockeneiszuschlag
- Gefahrgutzuschlag
- Expressversand

SZABO-SCANDIC HandelsgmbH

Quellenstraße 110, A-1100 Wien

T. +43(0)1 489 3961-0

F. +43(0)1 489 3961-7

mail@szabo-scandic.com

www.szabo-scandic.com

[linkedin.com/company/szaboscandic](https://www.linkedin.com/company/szaboscandic) 



EIF2B1 purified MaxPab mouse polyclonal antibody (B01P) MaxPab®

Catalog # : H00001967-B01P

規格 : [50 ug]

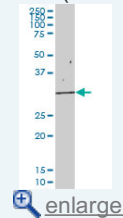
[List All](#)

Specification

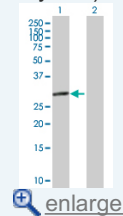
Product Description:	Mouse polyclonal antibody raised against a full-length human EIF2B1 protein.
Immunogen:	EIF2B1 (NP_001405.1, 1 a.a. ~ 305 a.a) full-length human protein.
Sequence:	MDDKELIEYFKSQMKEDPDMASAVAAIRTLLLEFLKRDKGETIQGLRANLT SAIETLCGVDSVAVSSGGELFLRFISLASLEYSKCKKIMIERGELFLR RISLSRNKIADLCHTFIKDGATILTHAYSRVLRVLEAAVAKKRFSVYVTE SQPDLSGKKMAKALCHLNVPVTVLDAAVGYIMEKADLVIVGAEGWENG GIINKIGTNQMAVCAKAQNKPFYVAESFKFVRLFPLNQDVPDKFKYKA DTLKVAQTGQDLKEEHPWVDYAPSLITLLFTDLGVLTPSAVSDelikLYL
Host:	Mouse
Reactivity:	Human
Quality Control Testing:	Antibody reactive against mammalian transfected lysate.
Storage Buffer:	In 1x PBS, pH 7.4
Storage Instruction:	Store at -20°C or lower. Aliquot to avoid repeated freezing and thawing.
MSDS:	 Download
Datasheet:	 Download

Application Image

Western Blot (Tissue lysate)

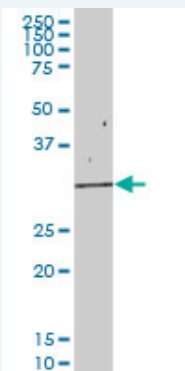


Western Blot (Transfected lysate)



Applications

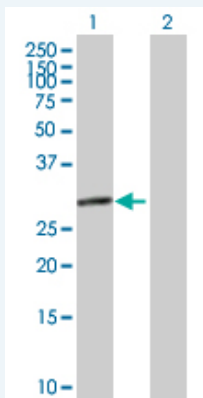
Western Blot (Tissue lysate)



EIF2B1 MaxPab polyclonal antibody. Western Blot analysis of EIF2B1 expression in human colon.

 [Protocol Download](#)


Western Blot (Transfected lysate)



Western Blot analysis of EIF2B1 expression in transfected 293T cell line ([H00001967-T01](#)) by EIF2B1 MaxPab polyclonal antibody.

Lane 1: EIF2B1 transfected lysate(33.55 KDa).

Lane 2: Non-transfected lysate.

 [Protocol Download](#)

Gene Information

Entrez GeneID: [1967](#)

GeneBank [NM_001414.2](#)

Accession#:

Protein [NP_001405.1](#)

Accession#:

Gene Name: EIF2B1

Gene Alias: EIF-2B,EIF-2Balpha,EIF2B,EIF2BA,MGC117409,MGC125868,MGC125869

Gene Description: eukaryotic translation initiation factor 2B, subunit 1 alpha, 26kDa

Omim ID: [603896](#), [606686](#)

Gene Ontology: [Hyperlink](#)

Other Designations: eukaryotic translation initiation factor 2B, subunit 1 (alpha, 26kD)

Related Disease

[Brain Diseases](#) [Cardiovascular Diseases](#) [Diabetes Mellitus, Type 2](#) [Edema](#)
[Multiple Sclerosis](#)

[服務條款](#) | [隱私權政策](#) | [著作及商標](#) | [網站地圖](#)

©2016 亞諾法生技股份有限公司 Abnova Corporation. 版權所有.