



SZABO SCANDIC

Part of Europa Biosite

Produktinformation



Forschungsprodukte & Biochemikalien



Zellkultur & Verbrauchsmaterial



Diagnostik & molekulare Diagnostik



Laborgeräte & Service

Weitere Information auf den folgenden Seiten!
See the following pages for more information!



Lieferung & Zahlungsart

siehe unsere [Liefer- und Versandbedingungen](#)

Zuschläge

- Mindermengenzuschlag
- Trockeneiszuschlag
- Gefahrgutzuschlag
- Expressversand

SZABO-SCANDIC HandelsgmbH

Quellenstraße 110, A-1100 Wien

T. +43(0)1 489 3961-0

F. +43(0)1 489 3961-7

mail@szabo-scandic.com

www.szabo-scandic.com

[linkedin.com/company/szaboscandic](https://www.linkedin.com/company/szaboscandic) 

EIF2S3 monoclonal antibody (M01), clone 2C9

Catalog # : H00001968-M01


規格 : [100 ug]

[List All](#)

Specification

Product Description:	Mouse monoclonal antibody raised against a partial recombinant EIF2S3.
Immunogen:	EIF2S3 (NP_001406, 383 a.a. ~ 472 a.a) partial recombinant protein with GST tag. MW of the GST tag alone is 26 KDa.
Sequence:	GVRTEGDKKAAKVQKLSKNEVLMVNIGSLSTGGRVSAVKADLGKIVLTNPVCTEVGEEKIALSRRVEKHWRLIGWGQIRRGVTIKPTVDDD
Host:	Mouse
Reactivity:	Human
Isotype:	IgG2a Kappa

Quality Control Testing: Antibody Reactive Against Recombinant Protein.



Western Blot detection against Immunogen (35.64 KDa) .

Storage Buffer: In 1x PBS, pH 7.4

Storage Instruction: Store at -20°C or lower. Aliquot to avoid repeated freezing and thawing.

MSDS: [Download](#)

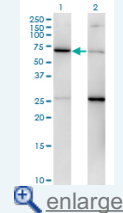
Datasheet: [Download](#)

Applications

Western Blot (Transfected lysate)

Application Image

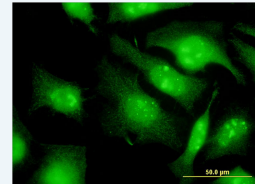
Western Blot (Transfected lysate)



[enlarge](#)

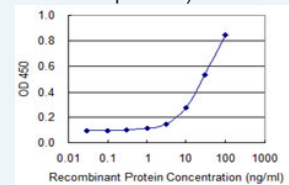
Western Blot (Recombinant protein)

Immunofluorescence



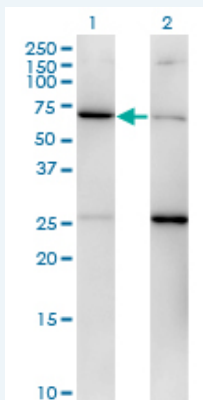
[enlarge](#)

Sandwich ELISA (Recombinant protein)



[enlarge](#)

ELISA



Western Blot analysis of EIF2S3 expression in transfected 293T cell line by EIF2S3 monoclonal antibody (M01), clone 2C9.

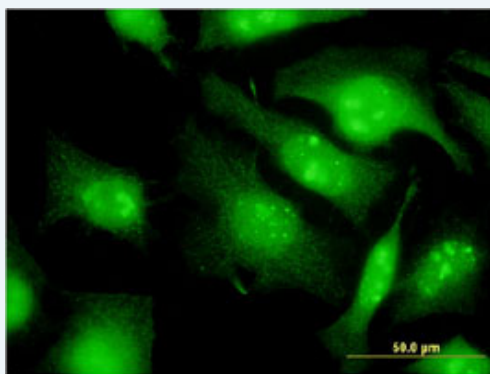
Lane 1: EIF2S3 transfected lysate(51.1 KDa).
Lane 2: Non-transfected lysate.

[Protocol Download](#)

Western Blot (Recombinant protein)

[Protocol Download](#)

Immunofluorescence

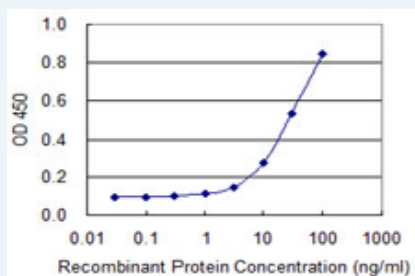


[enlarge this image](#)

Immunofluorescence of monoclonal antibody to EIF2S3 on HeLa cell . [antibody concentration 10 ug/ml]

[Protocol Download](#)

Sandwich ELISA (Recombinant protein)



Detection limit for recombinant GST tagged EIF2S3 is 1 ng/ml as a capture antibody.

[Protocol Download](#)

ELISA

Gene Information

Entrez GeneID: [1968](#)

GeneBank [NM_001415](#)

Accession#:

Protein [NP_001406](#)

Accession#:

Gene Name: EIF2S3

Gene Alias: EIF2,EIF2G,EIF2gamma,eIF-2gA

Gene Description: eukaryotic translation initiation factor 2, subunit 3 gamma, 52kDa

Omim ID: [300161](#)

Gene Ontology: [Hyperlink](#)

Other Designations: eukaryotic translation initiation factor 2 subunit 3,eukaryotic translation initiation factor 2, subunit 3 (gamma, 52kD),eukaryotic translation initiation factor 2G

Related Disease

[Arthritis, Rheumatoid Genetic Predisposition to Disease](#)

[服務條款](#) | [隱私權政策](#) | [著作及商標](#) | [網站地圖](#)

©2016 亞諾法生技股份有限公司 Abnova Corporation. 版權所有.