



SZABO SCANDIC

Part of Europa Biosite

Produktinformation



Forschungsprodukte & Biochemikalien



Zellkultur & Verbrauchsmaterial



Diagnostik & molekulare Diagnostik



Laborgeräte & Service

Weitere Information auf den folgenden Seiten!
See the following pages for more information!



Lieferung & Zahlungsart

siehe unsere [Liefer- und Versandbedingungen](#)

Zuschläge

- Mindermengenzuschlag
- Trockeneiszuschlag
- Gefahrgutzuschlag
- Expressversand

SZABO-SCANDIC HandelsgmbH

Quellenstraße 110, A-1100 Wien

T. +43(0)1 489 3961-0

F. +43(0)1 489 3961-7

mail@szabo-scandic.com

www.szabo-scandic.com

[linkedin.com/company/szaboscandic](https://www.linkedin.com/company/szaboscandic) 

EIF4B purified MaxPab mouse polyclonal antibody (B02P) MaxPab®

Catalog # : H00001975-B02P

規格 : [50 ug]

[List All](#)

Specification

Product Description: Mouse polyclonal antibody raised against a full-length human EIF4B protein.

Immunogen: EIF4B (AAH98437.1, 1 a.a. ~ 611 a.a) full-length human protein.

Sequence:
 MAASAKKKNKGGKTISLTDFLAEDGGTGGGSTYVSKPVSWAETDDLE
 GDVSTTWHSNDDVYRAPPIDRSILPTAPRAAREPNIDRSRLPKSPPYTA
 FLGNLPYDVTEESIKEFFRGLNISAVRLPREPSNPERLKGFGYAEFEDLD
 SLLSALSLEESLGNRRIRVDVADQAQDKDRDDRSFGRDRNRDSDKTD
 TDWRARPATDSFDDYPPRRGDDSF GDKYRDRYDSDRYRDGYRDGYR
 DGPCRDMDRYGGRDRYDDRGRDYDRGYDSRIGSGRRAFGSGYRRD
 DDYRGGGDYEDRYDRRDRSWSRDDYSRDDYRRDDRGPPQRPKL
 NLKPRSTPKEDDSSASTSQSTRAASIFGGAKPVDTAAREREVEERLQKE
 QEKLQRQLDEPKLERRPRERHPSWRSEETQERERSRTGSESSQTGTS
 TTSSRNARRRESEKSLNETLNKEEDCHSPTSKPPKPDQPLKVMPPPP
 KENAWVKRSSNPPARSQSSDTEQQSPTSGGGKVAPAQPSEEGPGRKD
 ENKVDGMNAPKGQTGNSSRGPDGGNRDHWKESDRKDGKKDQDSRS
 APEPKKPEENPASKFSSASKYAALSVDGEDENEGEDYAE

Host: Mouse

Reactivity: Human

Quality Control Testing: Antibody reactive against mammalian transfected lysate.

Storage Buffer: In 1x PBS, pH 7.4


Storage Instruction: Store at -20°C or lower. Aliquot to avoid repeated freezing and thawing.

MSDS:  [Download](#)

Datasheet:  [Download](#)

Applications

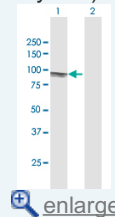
Western Blot (Transfected lysate)




Western Blot analysis of EIF4B expression in transfected 293T cell line ([H00001975-T03](#)) by EIF4B MaxPab polyclonal antibody.

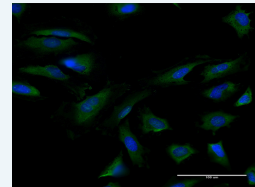
Application Image


Western Blot (Transfected lysate)



 [enlarge](#)

Immunofluorescence

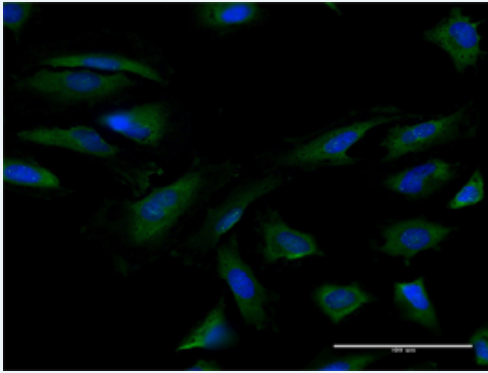


 [enlarge](#)

Lane 1: EIF4B transfected lysate(69.10 KDa).
Lane 2: Non-transfected lysate.

 [Protocol Download](#)

Immunofluorescence



 [enlarge this image](#)

Immunofluorescence of purified MaxPab antibody to EIF4B on HeLa cell. [antibody concentration 10 ug/ml]

 [Protocol Download](#)

Gene Information

Entrez GeneID: [1975](#)

**GeneBank
Accession#:** [BC098437](#)

**Protein
Accession#:** [AAH98437.1](#)

Gene Name: EIF4B

Gene Alias: EIF-4B,PRO1843

**Gene
Description:** eukaryotic translation initiation factor 4B

Omim ID: [603928](#)

Gene Ontology: [Hyperlink](#)

**Other
Designations:** -

Gene Pathway

[mTOR signaling pathway](#)

[服務條款](#) | [隱私權政策](#) | [著作及商標](#) | [網站地圖](#)

©2016 亞諾法生技股份有限公司 Abnova Corporation. 版權所有.