



# SZABO SCANDIC

Part of Europa Biosite

## Produktinformation



Forschungsprodukte & Biochemikalien



Zellkultur & Verbrauchsmaterial



Diagnostik & molekulare Diagnostik



Laborgeräte & Service

Weitere Information auf den folgenden Seiten!  
See the following pages for more information!



### Lieferung & Zahlungsart

siehe unsere [Liefer- und Versandbedingungen](#)

### Zuschläge

- Mindermengenzuschlag
- Trockeneiszuschlag
- Gefahrgutzuschlag
- Expressversand

### SZABO-SCANDIC HandelsgmbH

Quellenstraße 110, A-1100 Wien

T. +43(0)1 489 3961-0

F. +43(0)1 489 3961-7

[mail@szabo-scandic.com](mailto:mail@szabo-scandic.com)

[www.szabo-scandic.com](http://www.szabo-scandic.com)

[linkedin.com/company/szaboscandic](https://www.linkedin.com/company/szaboscandic) 

## EIF4EBP1 monoclonal antibody (M02), clone 1F7

Catalog # : H00001978-M02

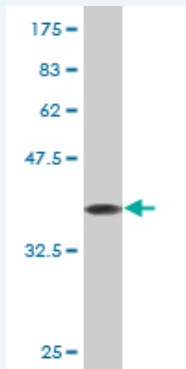
規格 : [ 100 ug ]

[List All](#)

### Specification

<b>Product Description:</b>	Mouse monoclonal antibody raised against a full-length recombinant EIF4EBP1.
<b>Immunogen:</b>	EIF4EBP1 (AAH04459, 1 a.a. ~ 118 a.a) full-length recombinant protein with GST tag. MW of the GST tag alone is 26 KDa.
<b>Sequence:</b>	MSGGSSCSQTPSRAIPATRRRWLGDGVQLPPGDYSTTPGGTLFSTTPG GTRIIYDRKFLMECRNSPVTKTPPRDLPTIPGVTSPSSDEPPMEASQSHL RNSPEDKRAGGEESQFEMDI
<b>Host:</b>	Mouse
<b>Reactivity:</b>	Human
<b>Isotype:</b>	IgG2a Kappa

**Quality Control Testing:** Antibody Reactive Against Recombinant Protein.



Western Blot detection against Immunogen (38.72 KDa) .

**Storage Buffer:** In 1x PBS, pH 7.4

**Storage Instruction:** Store at -20°C or lower. Aliquot to avoid repeated freezing and thawing.

**MSDS:** [Download](#)

**Datasheet:** [Download](#)

### Applications

**Western Blot (Recombinant protein)**

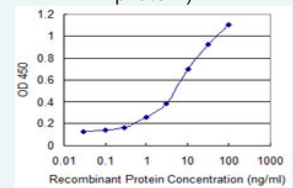
[Protocol Download](#)

**Sandwich ELISA (Recombinant protein)**

### Application Image

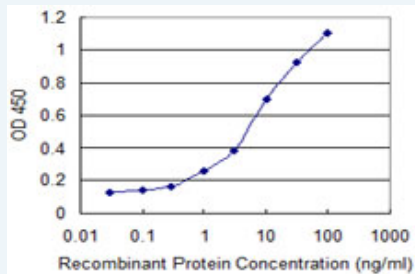
Western Blot (Recombinant protein)

Sandwich ELISA (Recombinant protein)



[enlarge](#)

ELISA



Detection limit for recombinant GST tagged EIF4EBP1 is 0.1 ng/ml as a capture antibody.

 [Protocol Download](#)

## ELISA

### Gene Information

Entrez GeneID: [1978](#)

GeneBank [BC004459](#)

Accession#:

Protein [AAH04459](#)

Accession#:

Gene Name: EIF4EBP1

Gene Alias: 4E-BP1,4EBP1,BP-1,MGC4316,PHAS-I

Gene Description: eukaryotic translation initiation factor 4E binding protein 1

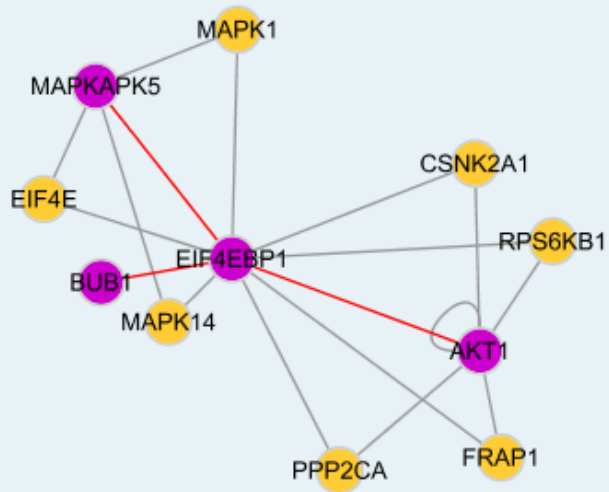
Omim ID: [602223](#)

Gene Ontology: [Hyperlink](#)

**Gene Summary:** This gene encodes one member of a family of translation repressor proteins. The protein directly interacts with eukaryotic translation initiation factor 4E (eIF4E), which is a limiting component of the multisubunit complex that recruits 40S ribosomal subunits to the 5' end of mRNAs. Interaction of this protein with eIF4E inhibits complex assembly and represses translation. This protein is phosphorylated in response to various signals including UV irradiation and insulin signaling, resulting in its dissociation from eIF4E and activation of mRNA translation. [provided by RefSeq]

**Other Designations:** eIF4E-binding protein 1,phosphorylated heat- and acid-stable protein regulated by insulin 1

### Interactome



### Gene Pathway

[Acute myeloid leukemia](#) [ErbB signaling pathway](#) [Insulin signaling pathway](#)  
[mTOR signaling pathway](#)

### Related Disease

[Alzheimer Disease](#) [Alzheimer disease](#) [Genetic Predisposition to Disease](#)  
[Multiple System Atrophy](#) [Obesity](#)

[服務條款](#) | [隱私權政策](#) | [著作及商標](#) | [網站地圖](#)

©2016 亞諾法生技股份有限公司 Abnova Corporation. 版權所有.