



SZABO SCANDIC

Part of Europa Biosite

Produktinformation



Forschungsprodukte & Biochemikalien



Zellkultur & Verbrauchsmaterial



Diagnostik & molekulare Diagnostik



Laborgeräte & Service

Weitere Information auf den folgenden Seiten!
See the following pages for more information!



Lieferung & Zahlungsart

siehe unsere [Liefer- und Versandbedingungen](#)

Zuschläge

- Mindermengenzuschlag
- Trockeneiszuschlag
- Gefahrgutzuschlag
- Expressversand

SZABO-SCANDIC HandelsgmbH

Quellenstraße 110, A-1100 Wien

T. +43(0)1 489 3961-0

F. +43(0)1 489 3961-7

mail@szabo-scandic.com

www.szabo-scandic.com

[linkedin.com/company/szaboscandic](https://www.linkedin.com/company/szaboscandic) 

EIF4G1 purified MaxPab mouse polyclonal antibody (B01P) MaxPab®

Catalog # : H00001981-B01P

規格 : [50 ug]

[List All](#)

Specification

Product Description: Mouse polyclonal antibody raised against a full-length human EIF4G1 protein.

Immunogen: EIF4G1 (AAH07788.1, 1 a.a. ~ 645 a.a) full-length human protein.

Sequence:
 MDQYFNQMEKIIKEKKTSSRIRFMLQDVLDLRGSNMWVPRRGDQGPKTID
 QIHKEAEMEEHREHIKVQQLMAKGS DKRRGGPPGPPISRGLPLVDDGG
 WNTVPISKGSRPIDTSRLTKITKPGSIDSNNQLFAPGGRLSWGKSSGGS
 GAKPSDAASEAARPATSTLNRF SALQQAVPTESTDNRRVVQRSSLSRE
 RGEKAGDRGDRLE RSE RGGDRGDR LDRARTPATKRSFSKEVEERSRE
 RPSQPEGLRKAASL TEDRDRGRDAVKREAALPPVSPLKAALSEEELEKK
 SKAIIIEYLHLNDMKEAVQCVELASPSLLFIFVRHGVESTLERSAIAREHM
 GQLLHQLLCAGHLSTAQYYQGLYEILEAEDMEIDIPHWWLYLAELVTPIL
 QEGGVPMGELFREITKPLRPLGKAASLLLEILGLLCKSMGPKKVGTLWR
 EAGLSWKEFLPEGQDIGAFVAEQKVEYTLGEESEAPGQRALPSEELNR
 QLEKLLKEGSSNQRFVDWIEANLSEQQIVSNTLVRALMTAVCYSAIIFETP
 LRVDVAVLKARAKLLQKYL CDEQKELQALYALQALVVTLEQPPNLLRMF
 FDALYDEDVVKEDAFYSWESSKDPAEQQGKGVALKSVTAFFKWLREAE
 EESDHN

Host: Mouse

Reactivity: Human

Quality Control Testing: Antibody reactive against mammalian transfected lysate.

Storage Buffer: In 1x PBS, pH 7.4


Storage Instruction: Store at -20°C or lower. Aliquot to avoid repeated freezing and thawing.

MSDS:  [Download](#)

Datasheet:  [Download](#)

Applications

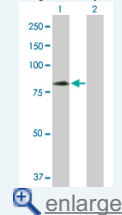
Western Blot (Transfected lysate)



Western Blot analysis of EIF4G1 expression in transfected 293T cell line (H00001981-T01)

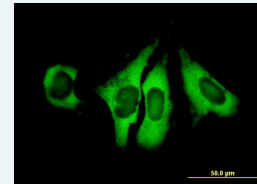
Application Image


Western Blot (Transfected lysate)



 [enlarge](#)

Immunofluorescence



 [enlarge](#)

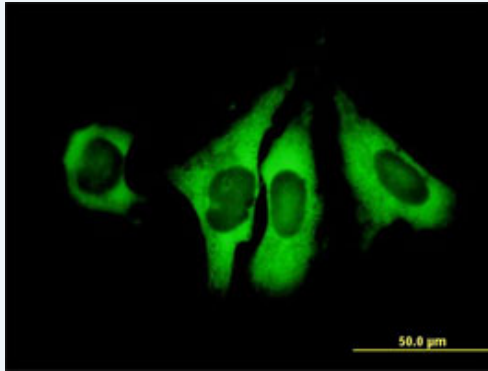
by EIF4G1 MaxPab polyclonal antibody.


Lane 1: EIF4G1 transfected lysate(70.95 KDa).

Lane 2: Non-transfected lysate.

 [Protocol Download](#)

Immunofluorescence



 [enlarge this image](#)

Immunofluorescence of [purified](#) MaxPab antibody to EIF4G1 on HeLa cell. [antibody concentration 10 ug/ml]

 [Protocol Download](#)

Gene Information

Entrez GeneID: [1981](#)

GeneBank [BC007788](#)
Accession#:

Protein [AAH07788.1](#)
Accession#:

Gene Name: EIF4G1

Gene Alias: DKFZp686A1451, EIF4F, EIF4G, p220

Gene Description: eukaryotic translation initiation factor 4 gamma, 1

Omim ID: [600495](#)

Gene Ontology: [Hyperlink](#)

Gene Summary: The protein encoded by this gene is a component of the protein complex EIF4F, which is involved in the recognition of the mRNA cap, ATP-dependent unwinding of 5'-terminal secondary structure, and recruitment of mRNA to the ribosome. Alternative splicing results in five transcript variants encoding four distinct isoforms. [provided by RefSeq]

Other Designations: EIF4-gamma