



SZABO SCANDIC

Part of Europa Biosite

Produktinformation



Forschungsprodukte & Biochemikalien



Zellkultur & Verbrauchsmaterial



Diagnostik & molekulare Diagnostik



Laborgeräte & Service

Weitere Information auf den folgenden Seiten!
See the following pages for more information!



Lieferung & Zahlungsart

siehe unsere [Liefer- und Versandbedingungen](#)

Zuschläge

- Mindermengenzuschlag
- Trockeneiszuschlag
- Gefahrgutzuschlag
- Expressversand

SZABO-SCANDIC HandelsgmbH

Quellenstraße 110, A-1100 Wien

T. +43(0)1 489 3961-0

F. +43(0)1 489 3961-7

mail@szabo-scandic.com

www.szabo-scandic.com

[linkedin.com/company/szaboscandic](https://www.linkedin.com/company/szaboscandic) 

EIF4G1 monoclonal antibody (M01), clone 3A10

Catalog # : H00001981-M01

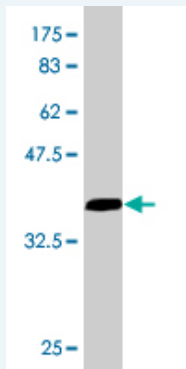
規格 : [100 ug]

[List All](#)

Specification

Product Description:	Mouse monoclonal antibody raised against a partial recombinant EIF4G1.
Immunogen:	EIF4G1 (NP_886553, 1500 a.a. ~ 1599 a.a) partial recombinant protein with GST tag. MW of the GST tag alone is 26 KDa.
Sequence:	DVAVLKARAKLLQKYLCDQKELQALYALQALVVTLEQPPNLLRMFFDALYDEDVVKEDAFYSWESSKDPAEQQGKGVALKSVTAFFKWLREAEESDHN
Host:	Mouse
Reactivity:	Human, Mouse
Isotype:	IgG2a Kappa

Quality Control Testing: Antibody Reactive Against Recombinant Protein.



Western Blot detection against Immunogen (36.74 KDa) .

Storage Buffer: In 1x PBS, pH 7.4

Storage Instruction: Store at -20°C or lower. Aliquot to avoid repeated freezing and thawing.

MSDS: [Download](#)


Datasheet: [Download](#)

Applications


Western Blot (Cell lysate)

Application Image

Western Blot (Cell lysate)

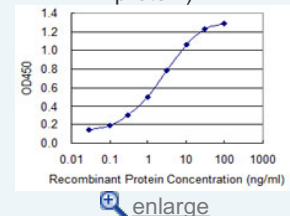


Western Blot (Cell lysate)




Western Blot (Recombinant protein)

Sandwich ELISA (Recombinant protein)




ELISA



EIF4G1 monoclonal antibody (M01), clone 3A10. Western Blot analysis of EIF4G1 expression in IMR-32 (Cat # L008V1).

[Protocol Download](#)

Western Blot (Cell lysate)



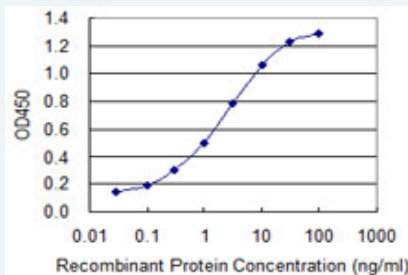
EIF4G1 monoclonal antibody (M01), clone 3A10. Western Blot analysis of EIF4G1 expression in NIH/3T3(Cat # L018V1).

[Protocol Download](#)

Western Blot (Recombinant protein)

[Protocol Download](#)

Sandwich ELISA (Recombinant protein)



Detection limit for recombinant GST tagged EIF4G1 is 0.03 ng/ml as a capture antibody.

[Protocol Download](#)

ELISA

Gene Information

Entrez GeneID: [1981](#)

GeneBank [NM_182917](#)

Accession#:

Protein [NP_886553](#)

Accession#:

Gene Name: EIF4G1

Gene Alias: DKFZp686A1451, EIF4F, EIF4G, p220

Gene eukaryotic translation initiation factor 4 gamma, 1

Description:

Omim ID: [600495](#)

Gene Ontology: [Hyperlink](#)

Gene Summary: The protein encoded by this gene is a component of the protein complex EIF4F, which is involved in the recognition of the mRNA cap, ATP-dependent unwinding of 5'-terminal secondary structure, and recruitment of mRNA to the ribosome. Alternative splicing results in five transcript variants encoding four distinct isoforms. [provided by RefSeq]

Other Designations: EIF4-gamma

[服務條款](#) | [隱私權政策](#) | [著作及商標](#) | [網站地圖](#)

©2016 亞諾法生技股份有限公司 Abnova Corporation. 版權所有.