



SZABO SCANDIC

Part of Europa Biosite

Produktinformation



Forschungsprodukte & Biochemikalien



Zellkultur & Verbrauchsmaterial



Diagnostik & molekulare Diagnostik



Laborgeräte & Service

Weitere Information auf den folgenden Seiten!
See the following pages for more information!



Lieferung & Zahlungsart

siehe unsere [Liefer- und Versandbedingungen](#)

Zuschläge

- Mindermengenzuschlag
- Trockeneiszuschlag
- Gefahrgutzuschlag
- Expressversand

SZABO-SCANDIC HandelsgmbH

Quellenstraße 110, A-1100 Wien

T. +43(0)1 489 3961-0

F. +43(0)1 489 3961-7

mail@szabo-scandic.com

www.szabo-scandic.com

[linkedin.com/company/szaboscandic](https://www.linkedin.com/company/szaboscandic) 

EIF5 monoclonal antibody (M01), clone 2E6-4C12


Catalog # : H00001983-M01

規格 : [100 ug]

[List All](#)

Specification

Product Description:	Mouse monoclonal antibody raised against a full length recombinant EIF5.
Immunogen:	EIF5 (AAH32866, 1 a.a. ~ 431 a.a) full-length recombinant protein with GST tag. MW of the GST tag alone is 26 KDa.
Sequence:	MSVNVNRSVSDQFYRYKMPRLIAKVEGKNGIKTVIVNMVDVAKALNRPP TYPTKYFGCELGAQTQFDVKNDRYIVNGSHEANKLQDMLDGFIKKFVLC PECENPETDLHVNPKKQTIGNSKACGYRGLDTHHLCTFILKNPPENS DSGTGKKEKEKKNRKGKDKENGSVSSSETPPPPPPNEINPPPHTEEEE EDDDWGEDTTEEAQRRRMDEISDHAKVLTLSDDLERTIEERVNILDFVK KKKEEGVIDSSDKEIVAEAEERLDVKAMGPLVLTFLVFNKIREQIKKYRRH FLRFCHNNKKAKRYLLHGLECVVAMHQAQLISKIPHILKEMYDADLLEEEVI ISWSEKASKKYVSKELAKEIRVKAEPFIKWLKEAEESGSGEEEDENIE VVYSKAASVPKVETVKSDNKDDDDIDDAI
Host:	Mouse
Reactivity:	Human
Isotype:	IgG1 kappa
Quality Control Testing:	Antibody Reactive Against Recombinant Protein.



Western Blot detection against Immunogen (73.15 KDa) .

Storage Buffer: In 1x PBS, pH 7.4

Storage Instruction: Store at -20°C or lower. Aliquot to avoid repeated freezing and thawing.

MSDS: [Download](#)

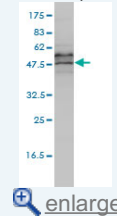
Datasheet: [Download](#)

Applications

Western Blot (Cell lysate)

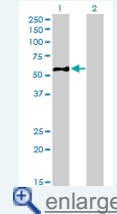
Application Image

Western Blot (Cell lysate)



[enlarge](#)

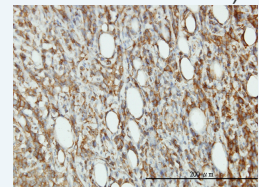
Western Blot (Transfected lysate)



[enlarge](#)

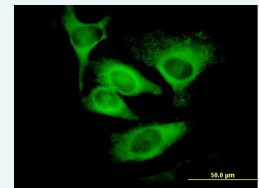
Western Blot (Recombinant protein)

Immunohistochemistry (Formalin/PFA-fixed paraffin-embedded sections)



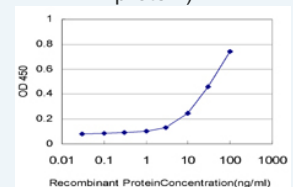
[enlarge](#)

Immunofluorescence



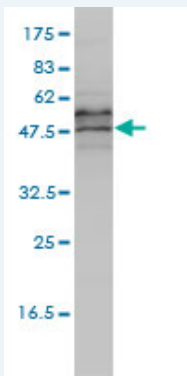
[enlarge](#)

Sandwich ELISA (Recombinant protein)



[enlarge](#)

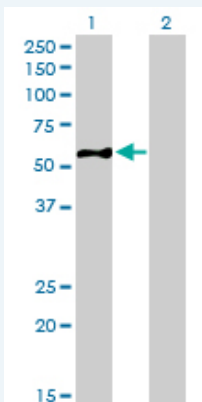
ELISA



EIF5 monoclonal antibody (M01), clone 2E6-4C12 Western Blot analysis of EIF5 expression in Jurkat (Cat # L017V1).

[Protocol Download](#)

Western Blot (Transfected lysate)



Western Blot analysis of EIF5 expression in transfected 293T cell line by EIF5 monoclonal antibody (M01), clone 2E6-4C12.

Lane 1: EIF5 transfected lysate(49.2 KDa).

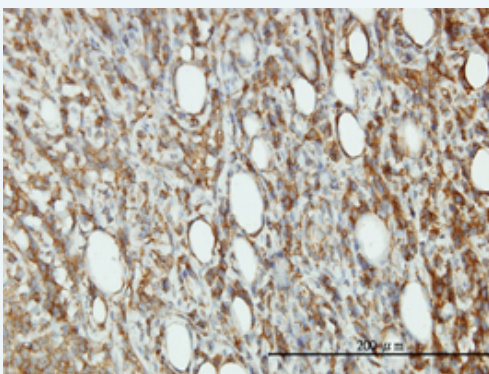
Lane 2: Non-transfected lysate.

[Protocol Download](#)

Western Blot (Recombinant protein)

[Protocol Download](#)

Immunohistochemistry (Formalin/PFA-fixed paraffin-embedded sections)

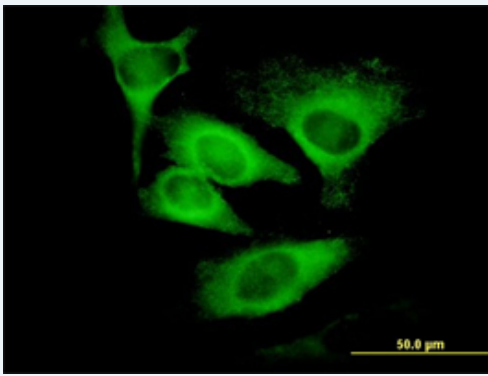


[enlarge this image](#)

Immunoperoxidase of monoclonal antibody to EIF5 on formalin-fixed paraffin-embedded human malignant lymphoma, diffuse large B tissue. [antibody concentration 1 ug/ml]

[Protocol Download](#)

Immunofluorescence

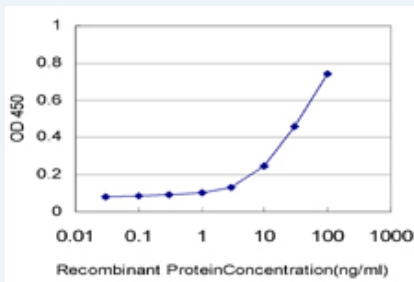


[enlarge this image](#)

Immunofluorescence of monoclonal antibody to EIF5 on HeLa cell. [antibody concentration 10 ug/ml]

[Protocol Download](#)

Sandwich ELISA (Recombinant protein)



Detection limit for recombinant GST tagged EIF5 is approximately 1ng/ml as a capture antibody.

[Protocol Download](#)

ELISA

Gene Information

Entrez GeneID: [1983](#)

GeneBank Accession#: [BC032866](#)

Protein Accession#: [AAH32866](#)

Gene Name: EIF5

Gene Alias: EIF-5, EIF-5A

Gene Description: eukaryotic translation initiation factor 5

Omim ID: [601710](#)

Gene Ontology: [Hyperlink](#)

Other Designations: -