



SZABO SCANDIC

Part of Europa Biosite

Produktinformation



Forschungsprodukte & Biochemikalien



Zellkultur & Verbrauchsmaterial



Diagnostik & molekulare Diagnostik



Laborgeräte & Service

Weitere Information auf den folgenden Seiten!
See the following pages for more information!



Lieferung & Zahlungsart

siehe unsere [Liefer- und Versandbedingungen](#)

Zuschläge

- Mindermengenzuschlag
- Trockeneiszuschlag
- Gefahrgutzuschlag
- Expressversand

SZABO-SCANDIC HandelsgmbH

Quellenstraße 110, A-1100 Wien

T. +43(0)1 489 3961-0

F. +43(0)1 489 3961-7

mail@szabo-scandic.com

www.szabo-scandic.com

[linkedin.com/company/szaboscandic](https://www.linkedin.com/company/szaboscandic) 

EIF5A monoclonal antibody (M01), clone 8C1

Catalog # : H00001984-M01

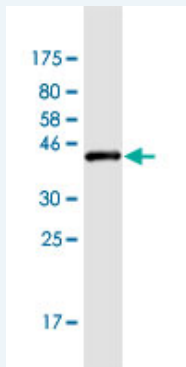
規格 : [100 ug]

[List All](#)

Specification

Product Description:	Mouse monoclonal antibody raised against a full-length recombinant EIF5A.
Immunogen:	EIF5A (NP_001961.1, 1 a.a. ~ 154 a.a) full-length recombinant protein with GST tag. MW of the GST tag alone is 26 KDa.
Sequence:	MADDLDFETGDAGASATFPMQCSALRKNFVWLKGRPCKIVEMSTSKT GKHGHAKVHLVGIDIFTGKKYEDICPSTHNMDVPNIKRNDFQLIGIQDGYLS LLQDSGEVREDLRLPEGDLGKEIEQKYDCGEEILITVLSAMTEEAVAIKA MAK
Host:	Mouse
Reactivity:	Human
Isotype:	IgG2a Kappa

Quality Control Testing: Antibody Reactive Against Recombinant Protein.



Western Blot detection against Immunogen (43.2 KDa) .

Storage Buffer: In 1x PBS, pH 7.4

Storage Instruction: Store at -20°C or lower. Aliquot to avoid repeated freezing and thawing.

MSDS: [Download](#)

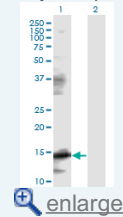
Datasheet: [Download](#)

Applications

Western Blot (Transfected lysate)

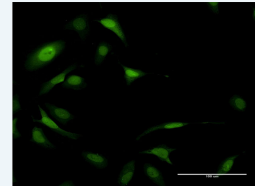
Application Image

Western Blot (Transfected lysate)

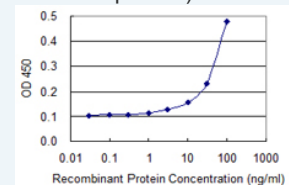


Western Blot (Recombinant protein)

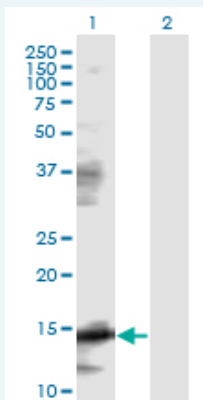
Immunofluorescence



Sandwich ELISA (Recombinant protein)



ELISA



Western Blot analysis of EIF5A expression in transfected 293T cell line by EIF5A monoclonal antibody (M01), clone 8C1.

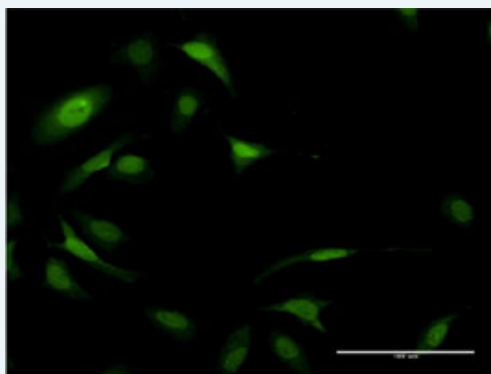
Lane 1: EIF5A transfected lysate(16.8 KDa).
Lane 2: Non-transfected lysate.

[Protocol Download](#)

Western Blot (Recombinant protein)

[Protocol Download](#)

Immunofluorescence

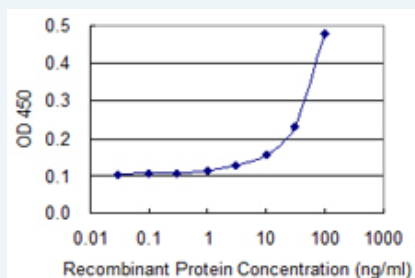


[enlarge this image](#)

Immunofluorescence of monoclonal antibody to EIF5A on HeLa cell . [antibody concentration 10 ug/ml]

[Protocol Download](#)

Sandwich ELISA (Recombinant protein)



Detection limit for recombinant GST tagged EIF5A is 3 ng/ml as a capture antibody.

[Protocol Download](#)

ELISA

Gene Information

Entrez GeneID: [1984](#)

GeneBank [NM_001970.3](#)

Accession#:

Protein [NP_001961.1](#)

Accession#:

Gene Name: EIF5A

Gene Alias: EIF-5A,EIF5A1,MGC104255,MGC99547,eIF5AI

Gene Description: eukaryotic translation initiation factor 5A

Omim ID: [600187](#)

Gene Ontology: [Hyperlink](#)

Other Designations: OTTHUMP00000128384,uORF A

[服務條款](#) | [隱私權政策](#) | [著作及商標](#) | [網站地圖](#)

©2016 亞諾法生技股份有限公司 Abnova Corporation. 版權所有.