



SZABO SCANDIC

Part of Europa Biosite

Produktinformation



Forschungsprodukte & Biochemikalien



Zellkultur & Verbrauchsmaterial



Diagnostik & molekulare Diagnostik



Laborgeräte & Service

Weitere Information auf den folgenden Seiten!
See the following pages for more information!



Lieferung & Zahlungsart

siehe unsere [Liefer- und Versandbedingungen](#)

Zuschläge

- Mindermengenzuschlag
- Trockeneiszuschlag
- Gefahrgutzuschlag
- Expressversand

SZABO-SCANDIC HandelsgmbH

Quellenstraße 110, A-1100 Wien

T. +43(0)1 489 3961-0

F. +43(0)1 489 3961-7

mail@szabo-scandic.com

www.szabo-scandic.com

[linkedin.com/company/szaboscandic](https://www.linkedin.com/company/szaboscandic) 

ELAVL4 purified MaxPab rabbit polyclonal antibody (D01P) MaxPab®

Catalog # : H00001996-D01P

規格 : [100 ug]

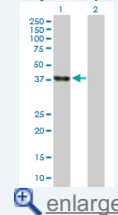
[List All](#)

Specification

Product Description:	Rabbit polyclonal antibody raised against a full-length human ELAVL4 protein.
Immunogen:	ELAVL4 (AAH36071.1, 1 a.a. ~ 366 a.a) full-length human protein.
Sequence:	MVMIISTMEPQVSNPPTSNTSNGPSSNNRNCPSMQTGATDDSKTNLIV NYLPQNMTQEEFRSLFGSIGEIESCKLVRDKITGQSLGYGFVNYIDPKDA EKAINLNLRLQTKTIKVSYPSSASIRDANLYVSGLPKMTMQKELEQL FSQYGRITSRILVGQVTGVSARGVGFIRFDKRIEAEAAIKGLNGQKPSGAT EPITVKFANNPSQKSSQALLSQLYQSPNRRYPGPLHHQAQRFRLLNLLN MAYGVKRFSPITIDGMTSLVGMNIPGHTGTGWCIFVYNLSPDSDESVLW QLFGPF GAVNNVKVIRDFNTNKCKGFGFVTMTNYDEAAMAITSLNGYRL GDRVLQVSFKTNKAHKS
Host:	Rabbit
Reactivity:	Human
Quality Control Testing:	Antibody reactive against mammalian transfected lysate.
Storage Buffer:	In 1x PBS, pH 7.4
Storage Instruction:	Store at -20°C or lower. Aliquot to avoid repeated freezing and thawing.
MSDS:	Download
Datasheet:	Download

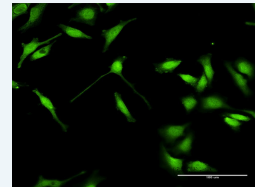
Application Image

Western Blot (Transfected lysate)



[enlarge](#)

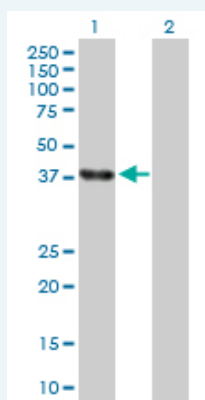
Immunofluorescence



[enlarge](#)

Applications

Western Blot (Transfected lysate)



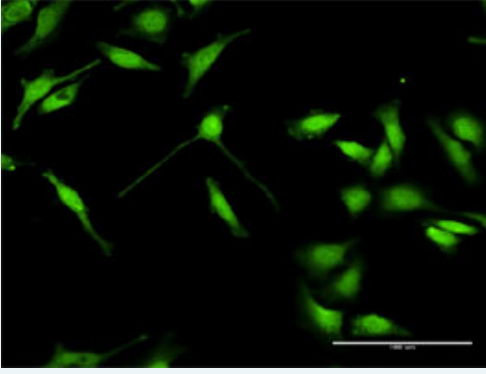
Western Blot analysis of ELAVL4 expression in transfected 293T cell line ([H00001996-T01](#)) by ELAVL4 MaxPab polyclonal antibody.

Lane 1: ELAVL4 transfected lysate(40.40 KDa).

Lane 2: Non-transfected lysate.

[Protocol Download](#)

Immunofluorescence



[enlarge this image](#)

Immunofluorescence of purified MaxPab antibody to ELAVL4 on HeLa cell. [antibody concentration 20 ug/ml]

[Protocol Download](#)

Gene Information

Entrez GeneID: [1996](#)

GeneBank Accession#: [BC036071.1](#)

Protein Accession#: [AAH36071.1](#)

Gene Name: ELAVL4

Gene Alias: HUD,PNEM

Gene Description: ELAV (embryonic lethal, abnormal vision, Drosophila)-like 4 (Hu antigen D)

Omim ID: [168360](#)

Gene Ontology: [Hyperlink](#)

Other Designations: ELAV-like 4, Embryonic lethal, abnormal vision, Drosophila, homolog of, like-4, OTTHUMP00000009612

Related Disease

[Carcinoma, Neuroendocrine](#) [Genetic Predisposition to Disease](#) [Lung Neoplasms](#)
[Macular Degeneration](#) [Parkinson Disease](#) [Parkinson disease](#) [Small Cell Lung Carcinoma](#)

[服務條款](#) | [隱私權政策](#) | [著作及商標](#) | [網站地圖](#)

©2016 亞諾法生技股份有限公司 Abnova Corporation. 版權所有.