



SZABO SCANDIC

Part of Europa Biosite

Produktinformation



Forschungsprodukte & Biochemikalien



Zellkultur & Verbrauchsmaterial



Diagnostik & molekulare Diagnostik



Laborgeräte & Service

Weitere Information auf den folgenden Seiten!
See the following pages for more information!



Lieferung & Zahlungsart

siehe unsere [Liefer- und Versandbedingungen](#)

Zuschläge

- Mindermengenzuschlag
- Trockeneiszuschlag
- Gefahrgutzuschlag
- Expressversand

SZABO-SCANDIC HandelsgmbH

Quellenstraße 110, A-1100 Wien

T. +43(0)1 489 3961-0

F. +43(0)1 489 3961-7

mail@szabo-scandic.com

www.szabo-scandic.com

[linkedin.com/company/szaboscandic](https://www.linkedin.com/company/szaboscandic) 

ELF3 monoclonal antibody (M05), clone 2G9

Catalog # : H00001999-M05


規格 : [100 ug]

[List All](#)

Specification

Product Description:	Mouse monoclonal antibody raised against a partial recombinant ELF3.
Immunogen:	ELF3 (AAH03569, 262 a.a. ~ 371 a.a) partial recombinant protein with GST tag. MW of the GST tag alone is 26 KDa.
Sequence:	EGKSKHAPRGTHLWEFIRDILIHPELNEGLMKWENRHEGVFKFLRSEAV AQLWGQKKKNSNMTYEKLSRAMRYYYKREILERVDRRLVYKFGKNSS GWKEEEVLQSRN
Host:	Mouse
Reactivity:	Human
Isotype:	IgG1 Kappa

Quality Control Testing: Antibody Reactive Against Recombinant Protein.



Western Blot detection against Immunogen (37.84 KDa) .

Storage Buffer: In 1x PBS, pH 7.4

Storage Instruction: Store at -20°C or lower. Aliquot to avoid repeated freezing and thawing.

MSDS: [Download](#)

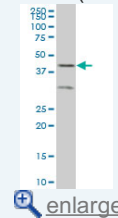
Datasheet: [Download](#)

Applications

Western Blot (Cell lysate)

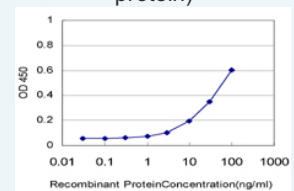
Application Image

Western Blot (Cell lysate)

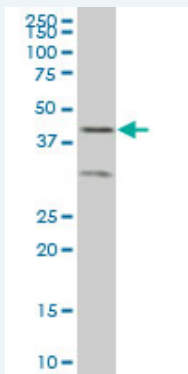


Western Blot (Recombinant protein)

Sandwich ELISA (Recombinant protein)



ELISA



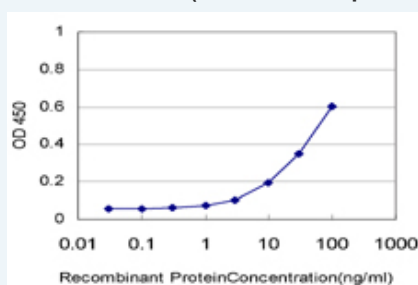
ELF3 monoclonal antibody (M05), clone 2G9 Western Blot analysis of ELF3 expression in A-431 (Cat # L015V1).

[Protocol Download](#)

Western Blot (Recombinant protein)

[Protocol Download](#)

Sandwich ELISA (Recombinant protein)



Detection limit for recombinant GST tagged ELF3 is approximately 3ng/ml as a capture antibody.

[Protocol Download](#)

ELISA

Gene Information

Entrez GeneID: [1999](#)

GeneBank [BC003569](#)

Accession#:

Protein [AAH03569](#)

Accession#:

Gene Name: ELF3

Gene Alias: EPR-1,ERT,ESE-1,ESX

Gene Description: E74-like factor 3 (ets domain transcription factor, epithelial-specific)

Omim ID: [602191](#)

Gene Ontology: [Hyperlink](#)

Other Designations: E74-like factor 3 (ETS domain transcription factor, serine box, epithelial-specific),E74-like factor 3 (ets domain transcription factor),OTTHUMP00000034050,OTTHUMP00000034051,epithelial-restricted with serine box,epithelium-restricted Ets protein ESX,ets

