



SZABO SCANDIC

Part of Europa Biosite

Produktinformation



Forschungsprodukte & Biochemikalien



Zellkultur & Verbrauchsmaterial



Diagnostik & molekulare Diagnostik



Laborgeräte & Service

Weitere Information auf den folgenden Seiten!
See the following pages for more information!



Lieferung & Zahlungsart

siehe unsere [Liefer- und Versandbedingungen](#)

Zuschläge

- Mindermengenzuschlag
- Trockeneiszuschlag
- Gefahrgutzuschlag
- Expressversand

SZABO-SCANDIC HandelsgmbH

Quellenstraße 110, A-1100 Wien

T. +43(0)1 489 3961-0

F. +43(0)1 489 3961-7

mail@szabo-scandic.com

www.szabo-scandic.com

[linkedin.com/company/szaboscandic](https://www.linkedin.com/company/szaboscandic) 

EMX2 purified MaxPab mouse polyclonal antibody (B01P) MaxPab®

Catalog # : H00002018-B01P

規格 : [50 ug]

[List All](#)

Specification

Product Description: Mouse polyclonal antibody raised against a full-length human EMX2 protein.

Immunogen: EMX2 (NP_004089.1, 1 a.a. ~ 252 a.a) full-length human protein.

Sequence:
 MFQPAPKRCFTIESLVAKDSPLPARSEDPIRPAALSYANSSPINPFLNGF
 HSAAAAAAGRGVYSNPDLVFAEAVSHPPNPAVPVHPVPPHALAAHPLPS
 SHSPHPLFASQQRDPSTFYPLIHRYYRLGHRFQGNDTSPESFLLHNAL
 ARKPKRIRTAFFSPSLLRLEHAFEKNHYVVGAEKQLAHSLSLTETQVKV
 WFQNRRTKFKRQKLEEEGSDSQKKGTHHINRWRIATKQASPEEIDVT
 SDD

Host: Mouse

Reactivity: Human

Quality Control Testing: Antibody reactive against mammalian transfected lysate.

Storage Buffer: In 1x PBS, pH 7.4

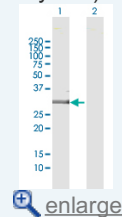
Storage Instruction: Store at -20°C or lower. Aliquot to avoid repeated freezing and thawing.

MSDS:  [Download](#)

Datasheet:  [Download](#)


Application Image

Western Blot (Transfected lysate)




Applications

Western Blot (Transfected lysate)



Western Blot analysis of EMX2 expression in transfected 293T cell line (H00006426-T03) by EMX2 MaxPab polyclonal antibody.

Lane 1: EMX2 transfected lysate(27.72 KDa).
 Lane 2: Non-transfected lysate.

 [Protocol Download](#)

Gene Information

Entrez GeneID: [2018](#)

GeneBank
Accession#: [NM_004098.3](#)

Protein
Accession#: [NP_004089.1](#)

Gene Name: [EMX2](#)

Gene Alias: -

Gene
Description: empty spiracles homeobox 2

Omim ID: [269160](#), [600035](#)

Gene Ontology: [Hyperlink](#)

Gene Summary: This gene encodes a homeobox-containing transcription factor that is the homolog to the 'empty spiracles' gene in *Drosophila*. Research on this gene in humans has focused on its expression in three tissues: dorsal telencephalon, olfactory neuroepithelium, and urogenital system. It is expressed in the dorsal telencephalon during development in a low rostral-lateral to high caudal-medial gradient and is proposed to pattern the neocortex into defined functional areas. It is also expressed in embryonic and adult olfactory neuroepithelia where it complexes with eukaryotic translation initiation factor 4E (eIF4E) and possibly regulates mRNA transport or translation. In the developing urogenital system, it is expressed in epithelial tissues and is negatively regulated by HOXA10. Alternative splicing results in multiple transcript variants encoding distinct proteins

Other
Designations: OTTHUMP00000020578,empty spiracles homolog 2

Related Disease

[Cleft Lip](#) [Cleft Palate](#) [Depressive Disorder](#), [Major Endometriosis](#)
[Genetic Predisposition to Disease](#)

[服務條款](#) | [隱私權政策](#) | [著作及商標](#) | [網站地圖](#)

©2016 亞諾法生技股份有限公司 Abnova Corporation. 版權所有.