



# SZABO SCANDIC

Part of Europa Biosite

## Produktinformation



Forschungsprodukte & Biochemikalien



Zellkultur & Verbrauchsmaterial



Diagnostik & molekulare Diagnostik



Laborgeräte & Service

Weitere Information auf den folgenden Seiten!  
See the following pages for more information!



### Lieferung & Zahlungsart

siehe unsere [Liefer- und Versandbedingungen](#)

### Zuschläge

- Mindermengenzuschlag
- Trockeneiszuschlag
- Gefahrgutzuschlag
- Expressversand

### SZABO-SCANDIC HandelsgmbH

Quellenstraße 110, A-1100 Wien

T. +43(0)1 489 3961-0

F. +43(0)1 489 3961-7

[mail@szabo-scandic.com](mailto:mail@szabo-scandic.com)

[www.szabo-scandic.com](http://www.szabo-scandic.com)

[linkedin.com/company/szaboscandic](https://www.linkedin.com/company/szaboscandic) 

## ENDOG purified MaxPab mouse polyclonal antibody (B02P) MaxPab®

Catalog # : H00002021-B02P

規格 : [ 50 ug ]

[List All](#)

### Specification

**Product Description:** Mouse polyclonal antibody raised against a full-length human ENDOG protein.

**Immunogen:** ENDOG (AAH04922.1, 50 a.a. ~ 297 a.a) full-length human protein.

**Sequence:**  
 ELPPVPGGPRGPGELAKYGLPGLAQLKSRESYVLCYDPRTRGALWVVE  
 QLRPERLRGDGDRRECDFREDDSVHAYHRATNADYRGSFDRGHLAA  
 AANHRWSQKAMDDTFYLSNVAPQVPHLNQNAWNNLEKYSRSLTRSYQN  
 VYVCTGPLFLPRTEADGKSYVKYQVIGKNHVAVPTHFFKVLILEAAGGQIE  
 LRTYVMPNAPVDEAIPLERFLVPIESIERASGLLFVPNILARAGSLKAITAGS  
 K

**Host:** Mouse

**Reactivity:** Human

**Quality Control Testing:** Antibody reactive against mammalian transfected lysate.

**Storage Buffer:** In 1x PBS, pH 7.4

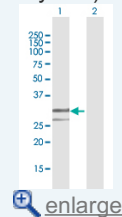
**Storage Instruction:** Store at -20°C or lower. Aliquot to avoid repeated freezing and thawing.


**MSDS:**  [Download](#)

**Datasheet:**  [Download](#)

### Application Image


Western Blot (Transfected lysate)



 [enlarge](#)


### Applications

Western Blot (Transfected lysate)



Western Blot analysis of ENDOG expression in transfected 293T cell line (H00002021-T03) by ENDOG MaxPab polyclonal antibody.

Lane 1: ENDOG transfected lysate(27.39 KDa).  
 Lane 2: Non-transfected lysate.

 [Protocol Download](#)

### Gene Information

Entrez GeneID: [2021](#)

GeneBank  
Accession#: [BC004922](#)

Protein  
Accession#: [AAH04922.1](#)

Gene Name: ENDOG

Gene Alias: FLJ27463

Gene  
Description: endonuclease G

Omim ID: [600440](#)

Gene Ontology: [Hyperlink](#)

**Gene Summary:** The protein encoded by this gene is a nuclear encoded endonuclease that is localized in the mitochondrion. The encoded protein is widely distributed among animals and cleaves DNA at GC tracts. This protein is capable of generating the RNA primers required by DNA polymerase gamma to initiate replication of mitochondrial DNA. [provided by RefSeq]

Other  
Designations: OTTHUMP00000022301

#### Gene Pathway

[Apoptosis](#)

[服務條款](#) | [隱私權政策](#) | [著作及商標](#) | [網站地圖](#)

©2016 亞諾法生技股份有限公司 Abnova Corporation. 版權所有.