



SZABO SCANDIC

Part of Europa Biosite

Produktinformation



Forschungsprodukte & Biochemikalien



Zellkultur & Verbrauchsmaterial



Diagnostik & molekulare Diagnostik



Laborgeräte & Service

Weitere Information auf den folgenden Seiten!
See the following pages for more information!



Lieferung & Zahlungsart

siehe unsere [Liefer- und Versandbedingungen](#)

Zuschläge

- Mindermengenzuschlag
- Trockeneiszuschlag
- Gefahrgutzuschlag
- Expressversand

SZABO-SCANDIC HandelsgmbH

Quellenstraße 110, A-1100 Wien

T. +43(0)1 489 3961-0

F. +43(0)1 489 3961-7

mail@szabo-scandic.com

www.szabo-scandic.com

[linkedin.com/company/szaboscandic](https://www.linkedin.com/company/szaboscandic) 

EPAS1 purified MaxPab mouse polyclonal antibody (B02P) MaxPab®

Catalog # : H00002034-B02P

規格 : [50 ug]

[List All](#)

Specification

Product Description: Mouse polyclonal antibody raised against a full-length human EPAS1 protein.

Immunogen: EPAS1 (NP_001421.2, 1 a.a. ~ 870 a.a) full-length human protein.

Sequence:
 MTADKEKKRSSSERRKEKSRDAARCRRSKETEVFYELAHPLPHSVSS
 HLDKASIMRLAISFLRTHKLLSSVCSENESEAEADQQMDNLYLKALEGFIA
 VVTQDGMIFLSENISKFMGLTQVELTGHSIFDFTHPCDHEEIRENLSLKN
 GSGFGKSKDMSTERDFFMRMKCTVTNRGRTVNLKSATWKVLHCTGQ
 VKVYNNCPPHNSLGGYKEPLLSCLIIMCEPIQHPSHMDIPLDSKTFLSRHS
 MDMKFTYDDRITELIGYHPEELLGRSAYEFYHALDSENMTKSHQNLCTK
 GQVSGQYRMLAKHGGYVWLETQGTVIYNPRNLQPQCIMCVNYVLEIE
 KNDVVF SMDQTESLFKPHLMAMNSIFDSSGKGAVSEKSNFLFTKLKEEP
 EELAQLAPTPGDIIISLDFGNQNFEESSAYGKAILPPSQPWATELRSHST
 QSEAGSLPAFTVPQAAAPGSTTPSATSSSSSCSTPNSPEDYYTSLDNDL
 KIEVIEKLFAMDTEAKDQCSTQDFNELDLETLAPYIPMDGEDFQLSPICP
 EERLLAENPQSTPQHCF SAMTNIFQPLAPVAPHSPFLLDKFQQQLESKK
 TEPEHRPMSSIFFDAGSKASLPPCCGQASTPLSSMGGRSNTQWPPDPP
 LHF GPTKWAVGDQRTEFLGAAPLGPPVSPPHVSTFKTRSAKGF GARGP
 DVLSPAMVALSNKLLKLRQLEYEEQAFQDLSGGDPPGGSTSHLMWKRM
 KNLRGGSCPLMPDKPLSANVPNDKFTQNPMRGLGHPLRHLPLPQPPSAI
 SPGENSKSRFPQCYATQYQDYSLSAHKVS GMASRLLGPSFESYLLPE
 LTRYDCEVNVPLGSSTLLQGGDLLRALDQAT

Host: Mouse

Reactivity: Human

Quality Control Testing: Antibody reactive against mammalian transfected lysate.

Storage Buffer: In 1x PBS, pH 7.4

Storage Instruction: Store at -20°C or lower. Aliquot to avoid repeated freezing and thawing.

MSDS:  [Download](#)

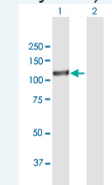
Datasheet:  [Download](#)


Applications

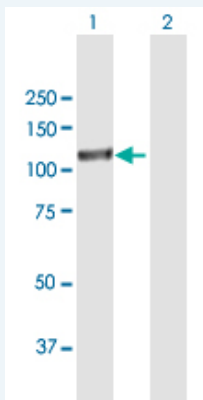
Western Blot (Transfected lysate)

Application Image

Western Blot (Transfected lysate)



 [enlarge](#)



Western Blot analysis of EPAS1 expression in transfected 293T cell line ([H00002034-T03](#)) by EPAS1 MaxPab polyclonal antibody.

Lane 1: EPAS1 transfected lysate(96.50 KDa).
Lane 2: Non-transfected lysate.

 [Protocol Download](#)

Gene Information

Entrez GeneID: [2034](#)

GeneBank [NM_001430.3](#)
Accession#:

Protein [NP_001421.2](#)
Accession#:

Gene Name: EPAS1

Gene Alias: ECYT4,HIF2A,HLF,MOP2,PASD2,bHLHe73

Gene [endothelial PAS domain protein 1](#)
Description:

Omim ID: [603349](#)

Gene Ontology: [Hyperlink](#)

Other [HIF-1alpha-like factor](#)
Designations:

Gene Pathway

[Pathways in cancer](#) [Renal cell carcinoma](#)

Related Disease

[Altitude Sickness](#) [Anoxia](#) [Cardiovascular Diseases](#) [Diabetes Mellitus, Type 2](#) [Edema](#)
[Genetic Predisposition to Disease](#) [Hypertension](#), [Pulmonary Polycythemia](#)
[Retinopathy of Prematurity](#)