



SZABO SCANDIC

Part of Europa Biosite

Produktinformation



Forschungsprodukte & Biochemikalien



Zellkultur & Verbrauchsmaterial



Diagnostik & molekulare Diagnostik



Laborgeräte & Service

Weitere Information auf den folgenden Seiten!
See the following pages for more information!



Lieferung & Zahlungsart

siehe unsere [Liefer- und Versandbedingungen](#)

Zuschläge

- Mindermengenzuschlag
- Trockeneiszuschlag
- Gefahrgutzuschlag
- Expressversand

SZABO-SCANDIC HandelsgmbH

Quellenstraße 110, A-1100 Wien

T. +43(0)1 489 3961-0

F. +43(0)1 489 3961-7

mail@szabo-scandic.com

www.szabo-scandic.com

[linkedin.com/company/szaboscandic](https://www.linkedin.com/company/szaboscandic) 

EPB41L1 purified MaxPab mouse polyclonal antibody (B01P) MaxPab®

Catalog # : H00002036-B01P

規格 : [50 ug]

[List All](#)

Specification

Product Description: Mouse polyclonal antibody raised against a full-length human EPB41L1 protein.

Immunogen: EPB41L1 (NP_818932.1, 1 a.a. ~ 779 a.a) full-length human protein.

Sequence:
MEEKDYSEADGLSERTTPSKAQKSPQKIAKKYKSAICRVTLLDASEYECE
VEKHGRGQVLFDLVCEHLNLEKDYFGLTFCDADSQKNWLDPSKEIKKQ
IRSSPWNFAFTVKFYPPDPAQLTEDITRYYLCLQLRADIITGRLPCSFVTH
ALLGSYAVQAE LGDYDAEEHVGNVSELRFAPNQ TRELEERIMELHKTY
RGMTPGEAEIH FLENAKKLSMYGVDLHHA KDSEGDIMLGVCANGLLYRD
RLRINRF AWP KILKISYKRSNFYIKIRPGEYE QFESTIGFKLPNHRSAKRLW
KVCIEHHTFFRLVSPPEPPKGF LVMGSKFRYSGRTQAQTRQASALIDRP
APFFERSSSKRYTMSRSLDGA EFSRPASVSENHDAGPDGDKRDEDGES
GGQRSEAE EGEVRTPTKIKELKFLDKPEDVLLKHQASINELKRTLKEPNS
KLIHRDRDWERERRLPSSPASPSPKGTPEKANERAGLREGSEEKVKPPR
PRAPESDTGDEDQDQERD TVFLKDNHLAIERKCSSITVSSTSSLEAEVDF
TVIGDYHGS AFEDFSRSLPELDRDKSDSDEGLLF SRDLNKGAPSQDDE
SGGIEDSPDRGACSTPDMPQFEPVKTETMTVSSLAIRKKIEPEAVLQTRV
SAMDNTQENSLKSGKGAAMIPGPQT VATEIRSLSPIIGKDVLTSTYGATA
ETLSTSTTHVTKT VKGGFSETRIEKRIITGDEDVDQDQALALAIKEAKLQ
HPDMLVTKAVVYRETDPSP EERDKKPQES

Host: Mouse

Reactivity: Human

Quality Control Testing: Antibody reactive against mammalian transfected lysate.

Storage Buffer: In 1x PBS, pH 7.4

Storage Instruction: Store at -20°C or lower. Aliquot to avoid repeated freezing and thawing.

MSDS:  [Download](#)

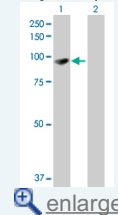
Datasheet:  [Download](#)


Applications

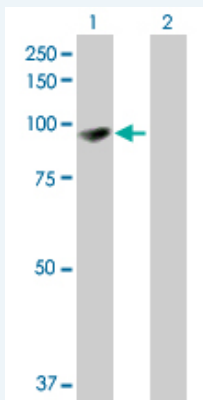
Western Blot (Transfected lysate)

Application Image

Western Blot (Transfected lysate)



 [enlarge](#)



Western Blot analysis of EPB41L1 expression in transfected 293T cell line (H00002036-T01) by EPB41L1 MaxPab polyclonal antibody.

Lane1:EPB41L1 transfected lysate(85.69 KDa).

Lane2:Non-transfected lysate.

 [Protocol Download](#)

Gene Information

Entrez GeneID: [2036](#)

GeneBank [NM_177996.1](#)

Accession#:

Protein [NP_818932.1](#)

Accession#:

Gene Name: EPB41L1

Gene Alias: 4.1N,DKFZp686H17242,KIAA0338,MGC11072

Gene erythrocyte membrane protein band 4.1-like 1

Description:

Omim ID: [602879](#)

Gene Ontology: [Hyperlink](#)

Gene Summary: Erythrocyte membrane protein band 4.1 (EPB41) is a multifunctional protein that mediates interactions between the erythrocyte cytoskeleton and the overlying plasma membrane. The protein encoded by this gene is a neuronally-enriched protein that is structurally similar to EPB41. The encoded protein binds and stabilizes D2 and D3 dopamine receptors at the neuronal plasma membrane. Multiple transcript variants encoding different isoforms have been found for this gene, but the full-length nature of only two of them has been determined. [provided by RefSeq]

Other OTTHUMP00000030825,OTTHUMP00000030829,neuron-type

Designations: nonerythroid protein 4.1,neuronal protein 4.1

Gene Pathway

[Tight junction](#)

Related Disease

[Anorexia Nervosa](#) [Bulimia](#) [Genetic Predisposition to Disease](#)

