



# SZABO SCANDIC

Part of Europa Biosite

## Produktinformation



Forschungsprodukte & Biochemikalien



Zellkultur & Verbrauchsmaterial



Diagnostik & molekulare Diagnostik



Laborgeräte & Service

Weitere Information auf den folgenden Seiten!  
See the following pages for more information!



### Lieferung & Zahlungsart

siehe unsere [Liefer- und Versandbedingungen](#)

### Zuschläge

- Mindermengenzuschlag
- Trockeneiszuschlag
- Gefahrgutzuschlag
- Expressversand

### SZABO-SCANDIC HandelsgmbH

Quellenstraße 110, A-1100 Wien

T. +43(0)1 489 3961-0

F. +43(0)1 489 3961-7

[mail@szabo-scandic.com](mailto:mail@szabo-scandic.com)

[www.szabo-scandic.com](http://www.szabo-scandic.com)

[linkedin.com/company/szaboscandic](https://www.linkedin.com/company/szaboscandic) 

**EPB41L1 purified MaxPab rabbit polyclonal antibody (D01P) MaxPab®**

Catalog # : H00002036-D01P

規格 : [ 100 ug ]

[List All](#)

**Specification**

**Product Description:** Rabbit polyclonal antibody raised against a full-length human EPB41L1 protein.

**Immunogen:** EPB41L1 (NP\_818932.1, 1 a.a. ~ 779 a.a) full-length human protein.

**Sequence:**  
MEEKDYSEADGLSERTTPSKAQKSPQKIAKKYKSAICRVTLLDASEYECE  
VEKHGRGQVLFDLVCEHLNLEKDYFGLTFCDADSQKNWLDPSKEIKKQ  
IRSSPWNFAFTVKFYPPDPAQLTEDITRYYLCLQLRADIITGRLPCSFVTH  
ALLGSYAVQAEELGDYDAEEHVGNYVSELRFAPNQRTRELEERIMELHKTY  
RGMTPEAEIHFLNKKLSMYGVDLHHAKDSEGIDIMLGVCANGLLYRD  
RLRINRFAWPKILKISYKRSNFYIKIRPGEYEQFESTIGFKLPNHRSAKRLW  
KVCIEHHTFFRLVSPPEPPKGFVLMGSKFRYSGRTQAQTRQASALIDRP  
APFFERSSSKRYTMSRSLDGAEF SRPASVSENHDAGPDGDKRDEDGES  
GGQRSEAEEGEVRTPTKIKELKFLDKPEDVLLKHQASINELKRTLKEPNS  
KLIHRDRDWERERRLPSSPASPSPKGTPEKANERAGLREGSEEKVKPPR  
PRAPESDTGDEDQDQERDVF LKDNHLAIERKCSSITVSSSTSSLEAEVDF  
TVIGDYHGSAFEDFSRSLPELDRDKSDSDEGLLF SRDLNKGAPSQDDE  
SGGIEDSPDRGACSTPDMPQFEPVKTETMTVSSLAIRKKIEPEAVLQTRV  
SAMDNTQENSLKSGKGAAMIPGPQTVATEIRSLSPIIGKDVLTSTYGATA  
ETLSTSTTHVTKTVKGGFSETRIEKRIITGDEDVDQDQALALAIKEAKLQ  
HPDMLVTKAVVYRETDPSPPEERDKKPQES

**Host:** Rabbit

**Reactivity:** Human

**Quality Control Testing:** Antibody reactive against mammalian transfected lysate.

**Storage Buffer:** In 1x PBS, pH 7.4

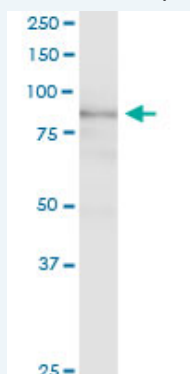
**Storage Instruction:** Store at -20°C or lower. Aliquot to avoid repeated freezing and thawing.

**MSDS:**  [Download](#)

**Datasheet:**  [Download](#)

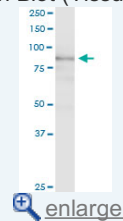
**Applications**

**Western Blot (Tissue lysate)**

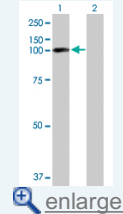


**Application Image**

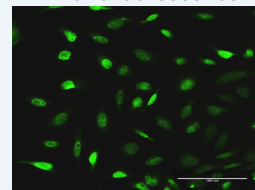
**Western Blot (Tissue lysate)**



**Western Blot (Transfected lysate)**



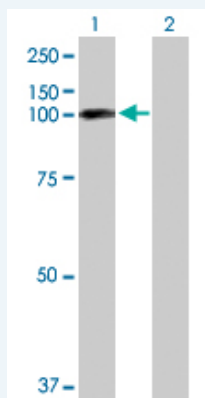
**Immunofluorescence**



EPB41L1 MaxPab rabbit polyclonal antibody. Western Blot analysis of EPB41L1 expression in human spleen.

 [Protocol Download](#)

#### Western Blot (Transfected lysate)



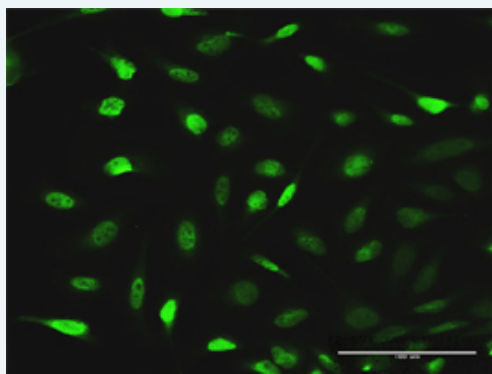
Western Blot analysis of EPB41L1 expression in transfected 293T cell line (H00002036-T01) by EPB41L1 MaxPab polyclonal antibody.


Lane 1: EPB41L1 transfected lysate(87.60 KDa).

Lane 2: Non-transfected lysate.

 [Protocol Download](#)

#### Immunofluorescence



 enlarge this image

Immunofluorescence of purified MaxPab antibody to EPB41L1 on HeLa cell. [antibody concentration 10 ug/ml]

 [Protocol Download](#)

#### Gene Information

Entrez GeneID: [2036](#)

GeneBank [NM\\_177996.1](#)

Accession#:

Protein [NP\\_818932.1](#)

Accession#:

Gene Name: EPB41L1

Gene Alias: 4.1N,DKFZp686H17242,KIAA0338,MGC11072

Gene Description: erythrocyte membrane protein band 4.1-like 1

Omim ID: [602879](#)

Gene Ontology: [Hyperlink](#)

Gene Summary: Erythrocyte membrane protein band 4.1 (EPB41) is a multifunctional protein that mediates interactions between the erythrocyte cytoskeleton

and the overlying plasma membrane. The protein encoded by this gene is a neuronally-enriched protein that is structurally similar to EPB41. The encoded protein binds and stabilizes D2 and D3 dopamine receptors at the neuronal plasma membrane. Multiple transcript variants encoding different isoforms have been found for this gene, but the full-length nature of only two of them has been determined. [provided by RefSeq]

---

**Other Designations:** OTTHUMP00000030825,OTTHUMP00000030829,neuron-type nonerythroid protein 4.1,neuronal protein 4.1

---

#### Gene Pathway

---

[Tight junction](#)

#### Related Disease

---

[Anorexia Nervosa](#) [Bulimia](#) [Genetic Predisposition to Disease](#)

---

[服務條款](#) | [隱私權政策](#) | [著作及商標](#) | [網站地圖](#)

©2016 亞諾法生技股份有限公司 Abnova Corporation. 版權所有.