



SZABO SCANDIC

Part of Europa Biosite

Produktinformation



Forschungsprodukte & Biochemikalien



Zellkultur & Verbrauchsmaterial



Diagnostik & molekulare Diagnostik



Laborgeräte & Service

Weitere Information auf den folgenden Seiten!
See the following pages for more information!



Lieferung & Zahlungsart

siehe unsere [Liefer- und Versandbedingungen](#)

Zuschläge

- Mindermengenzuschlag
- Trockeneiszuschlag
- Gefahrgutzuschlag
- Expressversand

SZABO-SCANDIC HandelsgmbH

Quellenstraße 110, A-1100 Wien

T. +43(0)1 489 3961-0

F. +43(0)1 489 3961-7

mail@szabo-scandic.com

www.szabo-scandic.com

[linkedin.com/company/szaboscandic](https://www.linkedin.com/company/szaboscandic) 

EPB41L1 monoclonal antibody (M09), clone 2D10

Catalog # : H00002036-M09

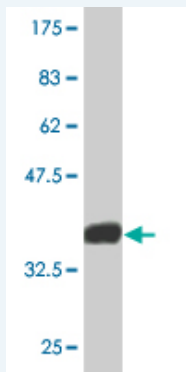
規格 : [100 ug]

List All

Specification

Product Description:	Mouse monoclonal antibody raised against a partial recombinant EPB41L1.
Immunogen:	EPB41L1 (NP_818932, 1 a.a. ~ 88 a.a) partial recombinant protein with GST tag. MW of the GST tag alone is 26 KDa.
Sequence:	MEEKDYSEADGLSERTTPSKAQKSPQKIACKYKSAICRVTLLDASEYECE VEKHGRGQVLFDLVCEHLNLEKDYFGLTFCDADSQKN
Host:	Mouse
Reactivity:	Human
Isotype:	IgG2a Kappa

Quality Control Testing: Antibody Reactive Against Recombinant Protein.



Western Blot detection against Immunogen (35.42 KDa) .

Storage Buffer: In 1x PBS, pH 7.4

Storage Instruction: Store at -20°C or lower. Aliquot to avoid repeated freezing and thawing.

MSDS: [Download](#)

Datasheet: [Download](#)

Applications

Western Blot (Recombinant protein)

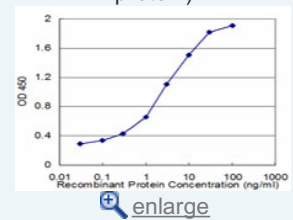
[Protocol Download](#)

Sandwich ELISA (Recombinant protein)

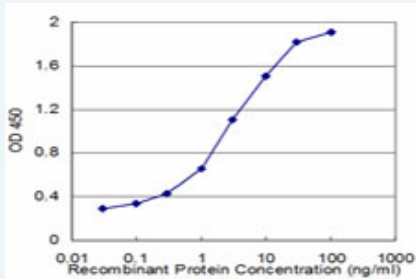
Application Image

Western Blot (Recombinant protein)

Sandwich ELISA (Recombinant protein)



ELISA



Detection limit for recombinant GST tagged EPB41L1 is approximately 0.03ng/ml as a capture antibody.

 [Protocol Download](#)

ELISA

Gene Information

Entrez GeneID: [2036](#)

GeneBank [NM_177996](#)

Accession#:

Protein [NP_818932](#)

Accession#:

Gene Name: EPB41L1

Gene Alias: 4.1N,DKFZp686H17242,KIAA0338,MGC11072

Gene Description: erythrocyte membrane protein band 4.1-like 1

Omim ID: [602879](#)

Gene Ontology: [Hyperlink](#)

Gene Summary: Erythrocyte membrane protein band 4.1 (EPB41) is a multifunctional protein that mediates interactions between the erythrocyte cytoskeleton and the overlying plasma membrane. The protein encoded by this gene is a neuronally-enriched protein that is structurally similar to EPB41. The encoded protein binds and stabilizes D2 and D3 dopamine receptors at the neuronal plasma membrane. Multiple transcript variants encoding different isoforms have been found for this gene, but the full-length nature of only two of them has been determined. [provided by RefSeq]

Other Designations: OTTHUMP00000030825,OTTHUMP00000030829,neuron-type nonerythroid protein 4.1,neuronal protein 4.1

Gene Pathway

[Tight junction](#)

Related Disease

[Anorexia Nervosa](#) [Bulimia](#) [Genetic Predisposition to Disease](#)