



SZABO SCANDIC

Part of Europa Biosite

Produktinformation



Forschungsprodukte & Biochemikalien



Zellkultur & Verbrauchsmaterial



Diagnostik & molekulare Diagnostik



Laborgeräte & Service

Weitere Information auf den folgenden Seiten!
See the following pages for more information!



Lieferung & Zahlungsart

siehe unsere [Liefer- und Versandbedingungen](#)

Zuschläge

- Mindermengenzuschlag
- Trockeneiszuschlag
- Gefahrgutzuschlag
- Expressversand

SZABO-SCANDIC HandelsgmbH

Quellenstraße 110, A-1100 Wien

T. +43(0)1 489 3961-0

F. +43(0)1 489 3961-7

mail@szabo-scandic.com

www.szabo-scandic.com

[linkedin.com/company/szaboscandic](https://www.linkedin.com/company/szaboscandic) 

EPB49 purified MaxPab mouse polyclonal antibody (B01P) MaxPab®

Catalog # : H00002039-B01P

規格 : [50 ug]

[List All](#)

Specification

Product Description: Mouse polyclonal antibody raised against a full-length human EPB49 protein.

Immunogen: EPB49 (AAH52805.1, 1 a.a. ~ 383 a.a) full-length human protein.

Sequence:
 MERLQKQPLTSPGVSVSPSRDSSVPGSPSSIVAKMDNQVLGYKDAAIPK
 DKAILDIERPDLMIYEPHFTYSLLEHVELPRSRERSLSPKSTSPPPSPEVW
 ADSRSPGIISQASAPRTTGTPTSLPHFHHPETSRPDSNIYKKPPIYKQRE
 SVGGSPQTKHLIEDLIISSKFPAAQPPDPNQPAKIETDYWPCPPSLAVVE
 TEWRKRKASRRGAEEDDDSGEEMKALRERQREELSKVTSNLGK
 MILKEEMKSLPIRRKTRSLPDRTPFHTSLHQTGTSKSSSLPAYGRTTSLR
 LQSTEFSPSGSETGSPGLQIYPYEMLVWTKGRTKLPPGVDRMLERHL
 SAEDFSRVFAMSPEEFGKLALWKRNELKKKASLF

Host: Mouse

Reactivity: Human, Rat

Quality Control Testing: Antibody reactive against mammalian transfected lysate.

Storage Buffer: In 1x PBS, pH 7.4

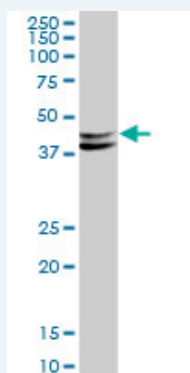
Storage Instruction: Store at -20°C or lower. Aliquot to avoid repeated freezing and thawing.

MSDS:  [Download](#)

Datasheet:  [Download](#)

Applications

Western Blot (Tissue lysate)



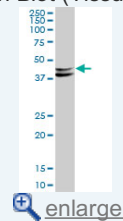
EPB49 MaxPab polyclonal antibody. Western Blot analysis of EPB49 expression in rat brain.

 [Protocol Download](#)

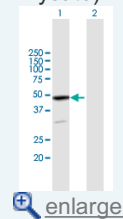
Western Blot (Transfected lysate)

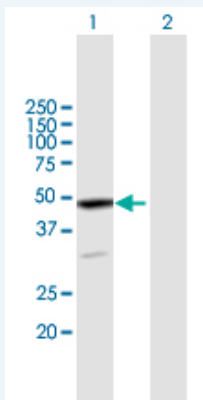
Application Image

Western Blot (Tissue lysate)



Western Blot (Transfected lysate)





Western Blot analysis of EPB49 expression in transfected 293T cell line ([H00002039-T01](#)) by EPB49 MaxPab polyclonal antibody.

Lane 1: EPB49 transfected lysate(42.13 KDa).
Lane 2: Non-transfected lysate.

 [Protocol Download](#)

Gene Information

Entrez GeneID: [2039](#)

GeneBank Accession#: [BC052805.1](#)

Protein Accession#: [AAH52805.1](#)

Gene Name: EPB49

Gene Alias: DMT,FLJ78462,FLJ98848

Gene Description: erythrocyte membrane protein band 4.9 (dematin)

Omim ID: [125305](#)

Gene Ontology: [Hyperlink](#)

Gene Summary: Dematin, or EPB49, is an actin-bundling protein originally identified in the erythroid membrane skeleton. Its actin-bundling activity is abolished upon phosphorylation by cAMP-dependent protein kinase and is restored after dephosphorylation (Rana et al., 1993 [PubMed 8341682]).[supplied by OMIM]

Other Designations: dematin,erythrocyte membrane protein band 4.9

[服務條款](#) | [隱私權政策](#) | [著作及商標](#) | [網站地圖](#)

©2016 亞諾法生技股份有限公司 Abnova Corporation. 版權所有.