



SZABO SCANDIC

Part of Europa Biosite

Produktinformation



Forschungsprodukte & Biochemikalien



Zellkultur & Verbrauchsmaterial



Diagnostik & molekulare Diagnostik



Laborgeräte & Service

Weitere Information auf den folgenden Seiten!
See the following pages for more information!



Lieferung & Zahlungsart

siehe unsere [Liefer- und Versandbedingungen](#)

Zuschläge

- Mindermengenzuschlag
- Trockeneiszuschlag
- Gefahrgutzuschlag
- Expressversand

SZABO-SCANDIC HandelsgmbH

Quellenstraße 110, A-1100 Wien

T. +43(0)1 489 3961-0

F. +43(0)1 489 3961-7

mail@szabo-scandic.com

www.szabo-scandic.com

[linkedin.com/company/szaboscandic](https://www.linkedin.com/company/szaboscandic) 

STOM purified MaxPab rabbit polyclonal antibody (D01P) MaxPab®

Catalog # : H00002040-D01P

規格 : [100 ug]

[List All](#)

Specification

Product Description: Rabbit polyclonal antibody raised against a full-length human STOM protein.

Immunogen: STOM (NP_004090.4, 1 a.a. ~ 288 a.a) full-length human protein.

Sequence:
 MAEKRHTRDSEAQRLPDSFKDSPSKGLGPCGWILVAFSFLFTVITFPISI
 WMCIKIKEYERAIIIFRLGRILQGGAKGPGLFFILPCTDSFIKVD MRTISFDIP
 PQEILTKDSVTISVDGVVYYRVQ NATLAVANITNADSATRLLAQTTLRNVL
 GTKNLSQILSDREEIAHNMQSTLDDATDAWGIKVERVEIKDVKLPVQLQR
 AMAAAEAEASREARAKVIAAEGEMNASRALKEASMVITESPAALQLRYLQT
 LTTIAAEKNSTIVFPLPIDMLQGIGAKHSHLG

Host: Rabbit

Reactivity: Human

Quality Control Testing: Antibody reactive against mammalian transfected lysate.

Storage Buffer: In 1x PBS, pH 7.4

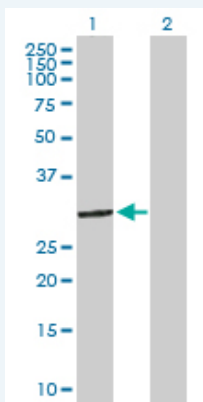
Storage Instruction: Store at -20°C or lower. Aliquot to avoid repeated freezing and thawing.

MSDS: [Download](#)

Datasheet: [Download](#)

Applications

Western Blot (Transfected lysate)



Western Blot analysis of STOM expression in transfected 293T cell line ([H00002040-T01](#)) by STOM MaxPab polyclonal antibody.

Lane 1: STOM transfected lysate(31.70 KDa).

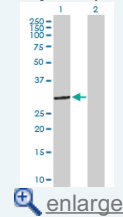
Lane 2: Non-transfected lysate.

[Protocol Download](#)

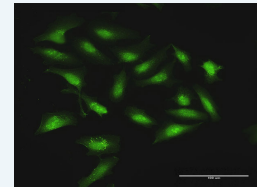
Immunofluorescence

Application Image

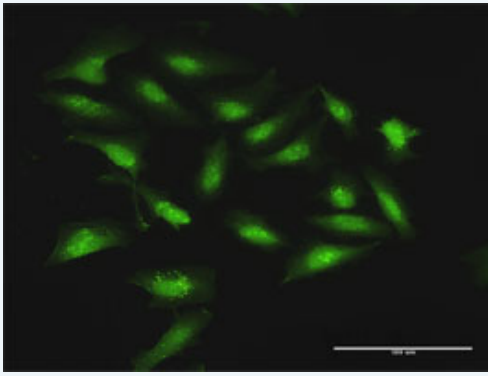
Western Blot (Transfected lysate)



Immunofluorescence




[enlarge](#)



[enlarge this image](#)

Immunofluorescence of purified MaxPab antibody to STOM on HeLa cell. [antibody concentration 10 ug/ml]

 [Protocol Download](#)

Gene Information

Entrez GeneID: [2040](#)

**GeneBank
Accession#:** [NM_004099.4](#)

**Protein
Accession#:** [NP_004090.4](#)

Gene Name: STOM

Gene Alias: BND7,EPB7,EPB72

**Gene
Description:** stomatin

Omim ID: [133090](#)

Gene Ontology: [Hyperlink](#)

**Other
Designations:** OTTHUMP00000022024,OTTHUMP00000022025,OTTHUMP00000064035,erythrocyte membrane protein band 7.2 (stomatin)

Related Disease

[Cleft Lip](#) [Cleft Palate](#)

[服務條款](#) | [隱私權政策](#) | [著作及商標](#) | [網站地圖](#)

©2016 亞諾法生技股份有限公司 Abnova Corporation. 版權所有.