



SZABO SCANDIC

Part of Europa Biosite

Produktinformation



Forschungsprodukte & Biochemikalien



Zellkultur & Verbrauchsmaterial



Diagnostik & molekulare Diagnostik



Laborgeräte & Service

Weitere Information auf den folgenden Seiten!
See the following pages for more information!



Lieferung & Zahlungsart

siehe unsere [Liefer- und Versandbedingungen](#)

Zuschläge

- Mindermengenzuschlag
- Trockeneiszuschlag
- Gefahrgutzuschlag
- Expressversand

SZABO-SCANDIC HandelsgmbH

Quellenstraße 110, A-1100 Wien

T. +43(0)1 489 3961-0

F. +43(0)1 489 3961-7

mail@szabo-scandic.com

www.szabo-scandic.com

[linkedin.com/company/szaboscandic](https://www.linkedin.com/company/szaboscandic) 

EVX1 monoclonal antibody (M07), clone 1B7

Catalog # : H00002128-M07

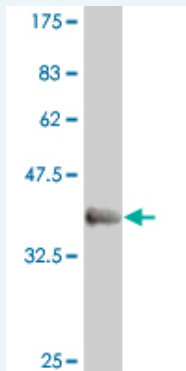
規格 : [100 ug]

List All

Specification

Product Description:	Mouse monoclonal antibody raised against a full length recombinant EVX1.
Immunogen:	EVX1 (NP_001980, 2 a.a. ~ 110 a.a) full length recombinant protein with GST tag. MW of the GST tag alone is 26 KDa.
Sequence:	ESRKDMVFLDGGQLGTLVGKRVSNLSEAVGSPLPEPPEKMMVPRGCLS PRAVPPATRERGGGGPEEPEVDGLAGSAAGPGAEPQVAGAAMLGPGP PAPSVDSLGGQGP*
Host:	Mouse
Reactivity:	Human, Mouse, Rat
Isotype:	IgG2a Kappa

Quality Control Testing: Antibody Reactive Against Recombinant Protein.



Western Blot detection against Immunogen (37.99 KDa) .

Storage Buffer: In 1x PBS, pH 7.4

Storage Instruction: Store at -20°C or lower. Aliquot to avoid repeated freezing and thawing.

MSDS: [Download](#)

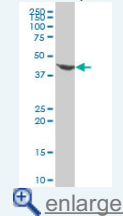
Datasheet: [Download](#)

Applications

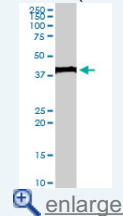
Western Blot (Cell lysate)

Application Image

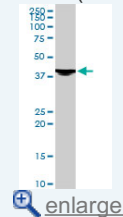
Western Blot (Cell lysate)



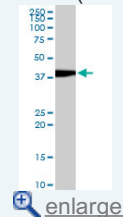
Western Blot (Cell lysate)



Western Blot (Cell lysate)

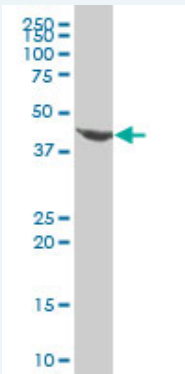


Western Blot (Cell lysate)



Western Blot (Recombinant protein)

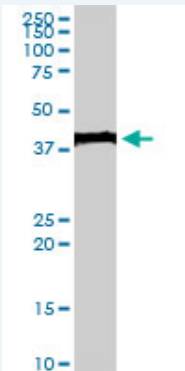
ELISA



EVX1 monoclonal antibody (M07), clone 1B7 Western Blot analysis of EVX1 expression in HeLa (Cat # L013V1).

 [Protocol Download](#)

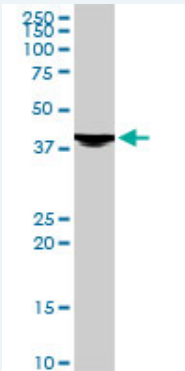
Western Blot (Cell lysate)



EVX1 monoclonal antibody (M07), clone 1B7. Western Blot analysis of EVX1 expression in PC-12(Cat # L012V1).

 [Protocol Download](#)

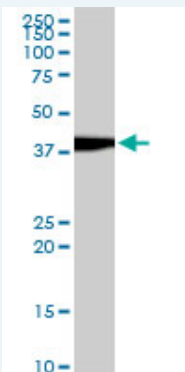
Western Blot (Cell lysate)



EVX1 monoclonal antibody (M07), clone 1B7. Western Blot analysis of EVX1 expression in Raw 264.7(Cat # L024V1).

 [Protocol Download](#)

Western Blot (Cell lysate)



EVX1 monoclonal antibody (M07), clone 1B7. Western Blot analysis of EVX1 expression in NIH/3T3(Cat # L018V1).

 [Protocol Download](#)

Western Blot (Recombinant protein)

 [Protocol Download](#)

ELISA

Gene Information

Entrez GeneID: [2128](#)

**GeneBank
Accession#:** [NM_001989](#)

**Protein
Accession#:** [NP_001980](#)

Gene Name: EVX1

Gene Alias: -

**Gene
Description:** even-skipped homeobox 1

Omim ID: [142996](#)

Gene Ontology: [Hyperlink](#)

Gene Summary: This gene encodes a member of the even-skipped homeobox family characterized by the presence of a homeodomain closely related to the Drosophila even-skipped (eve) segmentation gene of the pair-rule class. The encoded protein may play an important role as a transcriptional repressor during embryogenesis. [provided by RefSeq]

**Other
Designations:** eve, even-skipped homeo box homolog 1, eve, even-skipped homeobox homolog 1, even-skipped homeo box 1 (homolog of Drosophila)

[服務條款](#) | [隱私權政策](#) | [著作及商標](#) | [網站地圖](#)

©2016 亞諾法生技股份有限公司 Abnova Corporation. 版權所有.