



SZABO SCANDIC

Part of Europa Biosite

Produktinformation



Forschungsprodukte & Biochemikalien



Zellkultur & Verbrauchsmaterial



Diagnostik & molekulare Diagnostik



Laborgeräte & Service

Weitere Information auf den folgenden Seiten!
See the following pages for more information!



Lieferung & Zahlungsart

siehe unsere [Liefer- und Versandbedingungen](#)

Zuschläge

- Mindermengenzuschlag
- Trockeneiszuschlag
- Gefahrgutzuschlag
- Expressversand

SZABO-SCANDIC HandelsgmbH

Quellenstraße 110, A-1100 Wien

T. +43(0)1 489 3961-0

F. +43(0)1 489 3961-7

mail@szabo-scandic.com

www.szabo-scandic.com

[linkedin.com/company/szaboscandic](https://www.linkedin.com/company/szaboscandic) 

EWSR1 monoclonal antibody (M02), clone 3A9

Catalog # : H00002130-M02

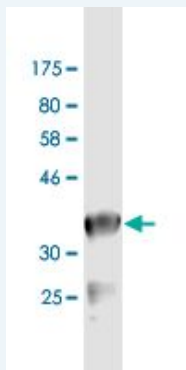
規格 : [100 ug]

[List All](#)

Specification

Product Description:	Mouse monoclonal antibody raised against a partial recombinant EWSR1.
Immunogen:	EWSR1 (NP_005234, 358 a.a. ~ 453 a.a) partial recombinant protein with GST tag. MW of the GST tag alone is 26 KDa.
Sequence:	SDNSAIYVQGLNDSVTLDDLADFFKQCGWVKMNKRTGQPMIHIYLDKET GKPKGDATVSYEDPPTAKAAVEWFDGKDFQGSGLK/SLARKKPPMNS
Host:	Mouse
Reactivity:	Human
Isotype:	IgG1 Kappa

Quality Control Testing: Antibody Reactive Against Recombinant Protein.



Western Blot detection against Immunogen (36.3 KDa) .

Storage Buffer: In 1x PBS, pH 7.4

Storage Instruction: Store at -20°C or lower. Aliquot to avoid repeated freezing and thawing.

MSDS: [Download](#)

Datasheet: [Download](#)

Applications

Western Blot (Recombinant protein)

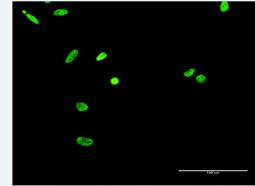
[Protocol Download](#)

Immunofluorescence

Application Image

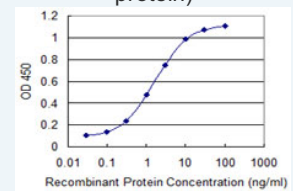
Western Blot (Recombinant protein)

Immunofluorescence



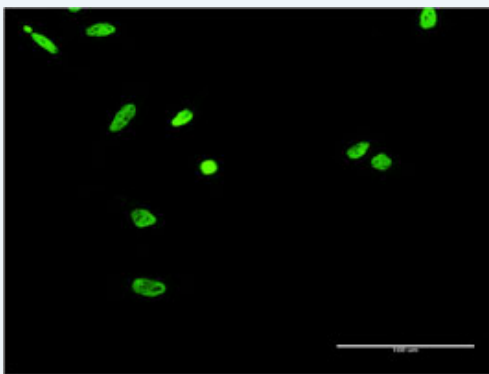
[enlarge](#)

Sandwich ELISA (Recombinant protein)



[enlarge](#)

ELISA

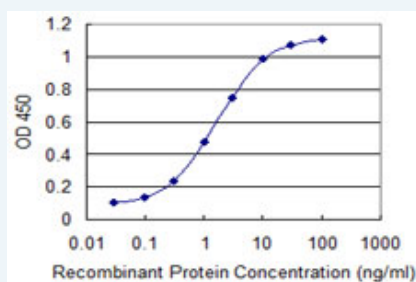


[enlarge this image](#)

Immunofluorescence of monoclonal antibody to EWSR1 on HeLa cell . [antibody concentration 10 ug/ml]

[Protocol Download](#)

Sandwich ELISA (Recombinant protein)



Detection limit for recombinant GST tagged EWSR1 is 0.03 ng/ml as a capture antibody.

[Protocol Download](#)

ELISA

Gene Information

Entrez GeneID: [2130](#)

GeneBank [NM_005243](#)

Accession#:

Protein [NP_005234](#)

Accession#:

Gene Name: EWSR1

Gene Alias: EWS

Gene Ewing sarcoma breakpoint region 1

Description:

Omim ID: [133450](#)

Gene Ontology: [Hyperlink](#)

Gene Summary: This gene encodes a multifunctional protein that is involved in various cellular processes, including gene expression, cell signaling, and RNA processing and transport. The protein includes an N-terminal transcriptional activation domain and a C-terminal RNA-binding domain. Chromosomal translocations between this gene and various genes encoding transcription factors result in the production of chimeric proteins that are involved in tumorigenesis. These chimeric proteins usually consist of the N-terminal transcriptional activation domain of this protein fused to the C-terminal DNA-binding domain of the transcription factor protein. Mutations in this gene, specifically a t(11;22)(q24;q12) translocation, are known to cause Ewing sarcoma as well as neuroectodermal and various other tumors. Alternative splicing of this gene results in multiple transcript variants. Related pseudogenes have been identified on chromosomes 1 and 14. [provided by RefSeq

Other Ewings sarcoma EWS-Fli1 (type 1) oncogene,bK984G1.4 (Ewing
Designations: sarcoma breakpoint region 1 protein)

[服務條款](#) | [隱私權政策](#) | [著作及商標](#) | [網站地圖](#)

©2016 亞諾法生技股份有限公司 Abnova Corporation. 版權所有.