



SZABO SCANDIC

Part of Europa Biosite

Produktinformation



Forschungsprodukte & Biochemikalien



Zellkultur & Verbrauchsmaterial



Diagnostik & molekulare Diagnostik



Laborgeräte & Service

Weitere Information auf den folgenden Seiten!
See the following pages for more information!



Lieferung & Zahlungsart

siehe unsere [Liefer- und Versandbedingungen](#)

Zuschläge

- Mindermengenzuschlag
- Trockeneiszuschlag
- Gefahrgutzuschlag
- Expressversand

SZABO-SCANDIC HandelsgmbH

Quellenstraße 110, A-1100 Wien

T. +43(0)1 489 3961-0

F. +43(0)1 489 3961-7

mail@szabo-scandic.com

www.szabo-scandic.com

[linkedin.com/company/szaboscandic](https://www.linkedin.com/company/szaboscandic) 

EXT1 monoclonal antibody (M01), clone 5A5

Catalog # : H00002131-M01

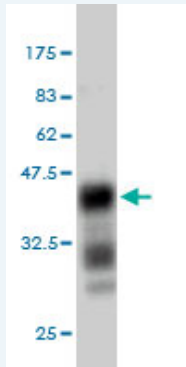
規格 : [100 ug]

[List All](#)

Specification

Product Description:	Mouse monoclonal antibody raised against a partial recombinant EXT1.
Immunogen:	EXT1 (AAH01174, 246 a.a. ~ 345 a.a) partial recombinant protein with GST tag. MW of the GST tag alone is 26 KDa.
Sequence:	GERGFLKFNTIPPLRKYMLVFKGKRYLTGIGSDTRNALYHVHNGEDVLL TTCKHGKDWQKHKDSRCDRDNTEYEKYDYREMLHNATFCLVPRGRRL GSF
Host:	Mouse
Reactivity:	Human
Isotype:	IgG2a kappa

Quality Control Testing: Antibody Reactive Against Recombinant Protein.



Western Blot detection against Immunogen (36.63 KDa) .

Storage Buffer: In 1x PBS, pH 7.4

Storage Instruction: Store at -20°C or lower. Aliquot to avoid repeated freezing and thawing.

MSDS: [Download](#)

Datasheet: [Download](#)

Applications

Western Blot (Recombinant protein)

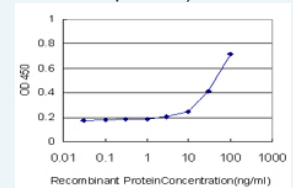
[Protocol Download](#)

Sandwich ELISA (Recombinant protein)

Application Image

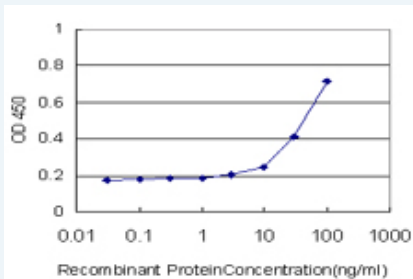
Western Blot (Recombinant protein)

Sandwich ELISA (Recombinant protein)



[enlarge](#)

ELISA



Detection limit for recombinant GST tagged EXT1 is approximately 3ng/ml as a capture antibody.

 [Protocol Download](#)

ELISA

Gene Information

Entrez GeneID: [2131](#)

GeneBank [BC001174](#)

Accession#:

Protein [AAH01174](#)

Accession#:

Gene Name: EXT1

Gene Alias: EXT, LGCR, LGS, TRPS2, ttv

Gene exostosin 1

Description:

Omim ID: [133700](#), [215300](#), [608177](#)

Gene Ontology: [Hyperlink](#)

Gene Summary: This gene encodes an endoplasmic reticulum-resident type II transmembrane glycosyltransferase involved in the chain elongation step of heparan sulfate biosynthesis. Mutations in this gene cause the type I form of multiple exostoses. [provided by RefSeq]

Other Designations: Langer-Giedion syndrome chromosome region, N-acetylglucosaminyl-proteoglycan 4-beta-glucuronosyltransferase, OTTHUMP00000066043, exostosin 1, glucuronosyl-N-acetylglucosaminyl-proteoglycan 4-alpha-N-acetylglucosaminyltransferase

Gene Pathway

[Heparan sulfate biosynthesis](#) [Metabolic pathways](#)

Related Disease

[Exostoses, Multiple Hereditary](#) [Genetic Predisposition to Disease](#) [Growth Disorders](#)