



SZABO SCANDIC

Part of Europa Biosite

Produktinformation



Forschungsprodukte & Biochemikalien



Zellkultur & Verbrauchsmaterial



Diagnostik & molekulare Diagnostik



Laborgeräte & Service

Weitere Information auf den folgenden Seiten!
See the following pages for more information!



Lieferung & Zahlungsart

siehe unsere [Liefer- und Versandbedingungen](#)

Zuschläge

- Mindermengenzuschlag
- Trockeneiszuschlag
- Gefahrgutzuschlag
- Expressversand

SZABO-SCANDIC HandelsgmbH

Quellenstraße 110, A-1100 Wien

T. +43(0)1 489 3961-0

F. +43(0)1 489 3961-7

mail@szabo-scandic.com

www.szabo-scandic.com

[linkedin.com/company/szaboscandic](https://www.linkedin.com/company/szaboscandic) 



EXT2 purified MaxPab rabbit polyclonal antibody (D01P) MaxPab®

Catalog # : H00002132-D01P

規格 : [100 ug]

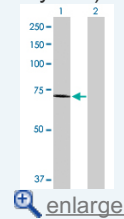
List All

Specification

Product Description:	Rabbit polyclonal antibody raised against a full-length human EXT2 protein.
Immunogen:	EXT2 (NP_000392.1, 1 a.a. ~ 718 a.a) full-length human protein.
Sequence:	<p>MCASVKYNIRGPALIPRMKTKHRIYYITLFSIVLLGLIATGMFQFWPHSIESS NDWNVEKRSIRDVPVWRLPADSPIPERGDLSCRMHTCFDVYRCGFNPKN KIKVYYIALKKYVDDFGVSVSNTISREYNELLMASDSDYYTDDINRACLFV PSIDLNQNTLRIKETAQAMAQLSRWDRGTNHLLFNMLPGGPPDYNTAL DVPRDRALLAGGGFSTWYRQGYDVSIPVYSPLSAEVDLPEKGGPRQ YFLLSSQVGLHPEYREDLEALQVKHGESVLVLDKCTNLSEGLSVRKRC HKHQVFDYPQVLQEATFCWVLRGARLGQAVLSDVLQAGCVPVIADSYI LPFSEVLDWKRASVVPEEKMSDVYSILQSIPQRQIEEMQRQARWFWEA YFQSIKAIALATLQIINDRIYPYAAISYEEWNDPPAVKWGSVSNPLFLPLIPP QSQGFAMLTYDRVESLFRVITEVSKVPSLSKLLVWNNQKNKPPEDSL WPKIRVPLKVVRTAENKLSNRFFPYDEIETEAFLAIDDDIIMLTSDLEQFGY EWWREFPDRLVGYPGRLHLWDHEMNKWKYESEWTNEVSMVLTGAIFY HKYFNLYTYKMPGDIKNWVDAHMCEDIAMNFLVANVTGKAVIKVTPRK KFKCPECTAIDGLSLDQTHMVERSECINKFASVFGTMPLKVVVEHRADPVL YKDDFPEKLSKSPNIGSL</p>
Host:	Rabbit
Reactivity:	Human
Quality Control Testing:	Antibody reactive against mammalian transfected lysate.
Storage Buffer:	In 1x PBS, pH 7.4
Storage Instruction:	Store at -20°C or lower. Aliquot to avoid repeated freezing and thawing.
MSDS:	 Download
Datasheet:	 Download

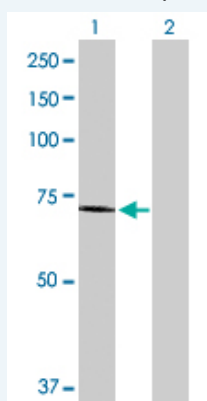
Application Image

Western Blot (Transfected lysate)



Applications


Western Blot (Transfected lysate)



Western Blot analysis of EXT2 expression in transfected 293T cell line ([H00002132-T02](#)) by EXT2 MaxPab polyclonal antibody.

Lane 1: EXT2 transfected lysate(82.30 KDa).

Lane 2: Non-transfected lysate.

 [Protocol Download](#)

Gene Information

Entrez GeneID: [2132](#)

**GeneBank
Accession#:** [NM_000401](#)

**Protein
Accession#:** [NP_000392.1](#)

Gene Name: EXT2

Gene Alias: SOTV

**Gene
Description:** exostoses (multiple) 2

Omim ID: [133701](#), [608210](#)

Gene Ontology: [Hyperlink](#)

Gene Summary: This gene encodes one of two glycosyltransferases involved in the chain elongation step of heparan sulfate biosynthesis. Mutations in this gene cause the type II form of multiple exostoses. Alternatively spliced transcript variants encoding different isoforms have been noted for this gene. [provided by RefSeq]

**Other
Designations:** Glucuronosyl-N-acetylglucosaminyl-proteoglycan 4-alpha-N-acetylglucosaminyltransferase,N-acetylglucosaminyl-proteoglycan 4-beta-glucuronosyltransferase,exostosin 2

Gene Pathway

[Heparan sulfate biosynthesis](#) [Metabolic pathways](#)

Related Disease

[Cardiovascular Diseases](#) [Coronary Disease](#) [Diabetes Mellitus](#) [Diabetes Mellitus, Type 2](#) [Edema](#) [Exostoses, Multiple Hereditary](#) [Genetic Predisposition to Disease](#) [Glucose Intolerance](#) [HIV Infections](#) [Hyperglycemia](#) [Obesity](#) [Tobacco Use Disorder](#)

[服務條款](#) | [隱私權政策](#) | [著作及商標](#) | [網站地圖](#)

©2016 亞諾法生技股份有限公司 Abnova Corporation. 版權所有.