



SZABO SCANDIC

Part of Europa Biosite

Produktinformation



Forschungsprodukte & Biochemikalien



Zellkultur & Verbrauchsmaterial



Diagnostik & molekulare Diagnostik



Laborgeräte & Service

Weitere Information auf den folgenden Seiten!
See the following pages for more information!



Lieferung & Zahlungsart

siehe unsere [Liefer- und Versandbedingungen](#)

Zuschläge

- Mindermengenzuschlag
- Trockeneiszuschlag
- Gefahrgutzuschlag
- Expressversand

SZABO-SCANDIC HandelsgmbH

Quellenstraße 110, A-1100 Wien

T. +43(0)1 489 3961-0

F. +43(0)1 489 3961-7

mail@szabo-scandic.com

www.szabo-scandic.com

[linkedin.com/company/szaboscandic](https://www.linkedin.com/company/szaboscandic) 

EYA1 polyclonal antibody (A01)

Catalog # : H00002138-A01

規格 : [50 uL]

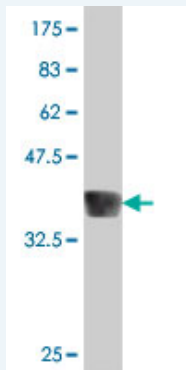
[List All](#)

Specification

Product Description:	Mouse polyclonal antibody raised against a partial recombinant EYA1.
Immunogen:	EYA1 (NP_000494, 100 a.a. ~ 170 a.a) partial recombinant protein with GST tag.
Sequence:	TPSSQTMAAYGQTQFTTGMQQATAYATYPQPGQPYGISSYGALWAGIK TEGGLSQSQSPGQTGFLSYGTSF
Host:	Mouse
Reactivity:	Human

Quality Control Antibody Reactive Against Recombinant Protein.

Testing:



Western Blot detection against Immunogen (33.92 KDa) .

Storage Buffer: 50 % glycerol

Storage Instruction: Store at -20°C or lower. Aliquot to avoid repeated freezing and thawing.

MSDS: [Download](#)

Datasheet: [Download](#)


Publication Reference

- [Gene Signatures Associated with Mouse Postnatal Hindbrain Neural Stem Cells and Medulloblastoma Cancer Stem Cells Identify Novel Molecular Mediators and Predict Human Medulloblastoma Molecular Classification.](#)
Corno D, Pala M, Cominelli M, Cipelletti B, Leto K, Croci L, Barili V, Brandalise F, Melzi R, Di Gregorio A, Sergi LS, Politi LS, Piemonti L, Bulfone A, Rossi P, Rossi F, Consalez GG, Poliani PL, Galli R. *Cancer Discov.* 2012 May 24. [Epub ahead of print]
- [Eyes absent 1 \(Eya1\) is a critical coordinator of epithelial, mesenchymal and vascular morphogenesis in the mammalian lung.](#)
El-Hashash AH, Al Alam D, Turcatel G, Bellusci S, Warburton D. *Dev Biol.* 2011 Feb 1;350(1):112-26. Epub 2010 Dec 1.

Applications

Application Image


Western Blot (Cell lysate)



Western Blot (Recombinant protein)

ELISA

Western Blot (Cell lysate)



EYA1 polyclonal antibody (A01), Lot # 060703JCS1 Western Blot analysis of EYA1 expression in Jurkat (Cat # L017V1).

 [Protocol Download](#)

Western Blot (Recombinant protein)

 [Protocol Download](#)

ELISA

Gene Information

Entrez GeneID: [2138](#)

GeneBank Accession#: [NM_000503](#)

Protein Accession#: [NP_000494](#)

Gene Name: EYA1

Gene Alias: BOP,BOR,MGC141875

Gene Description: eyes absent homolog 1 (Drosophila)

Omim ID: [113650](#), [166780](#), [601653](#)

Gene Ontology: [Hyperlink](#)

Gene Summary: This gene encodes a member of the eyes absent (EYA) family of proteins. The encoded protein may play a role in the developing kidney, branchial arches, eye, and ear. Mutations of this gene have been associated with branchiootorenal dysplasia syndrome, branchiootic syndrome, and sporadic cases of congenital cataracts and ocular anterior segment anomalies. A similar protein in mice can act as a transcriptional activator. Four transcript variants encoding three distinct isoforms have been identified for this gene. [provided by RefSeq]

Other Designations: Eyes absent, Drosophila, homolog of, 1, Melnick-Fraser syndrome, OTTHUMP00000195053, eyes absent 1

Related Disease

[Celiac Disease](#) [Cleft Lip](#) [Cleft Palate](#) [Genetic Predisposition to Disease](#)