



SZABO SCANDIC

Part of Europa Biosite

Produktinformation



Forschungsprodukte & Biochemikalien



Zellkultur & Verbrauchsmaterial



Diagnostik & molekulare Diagnostik



Laborgeräte & Service

Weitere Information auf den folgenden Seiten!
See the following pages for more information!



Lieferung & Zahlungsart

siehe unsere [Liefer- und Versandbedingungen](#)

Zuschläge

- Mindermengenzuschlag
- Trockeneiszuschlag
- Gefahrgutzuschlag
- Expressversand

SZABO-SCANDIC HandelsgmbH

Quellenstraße 110, A-1100 Wien

T. +43(0)1 489 3961-0

F. +43(0)1 489 3961-7

mail@szabo-scandic.com

www.szabo-scandic.com

[linkedin.com/company/szaboscandic](https://www.linkedin.com/company/szaboscandic) 



EZH2 purified MaxPab mouse polyclonal antibody (B02P) MaxPab®

Catalog # : H00002146-B02P

規格 : [50 ug]

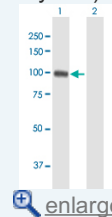
[List All](#)

Specification

Product Description:	Mouse polyclonal antibody raised against a full-length human EZH2 protein.
Immunogen:	EZH2 (NP_004447.2, 1 a.a. ~ 751 a.a) full-length human protein.
Sequence:	<p>MGQTGKKSEKGPVCWRKRVKSEYMRLRQLKRFRRRADEVKSMFSSNRQ KILERTEILNQEWKQRRRIQPVHILTSVSSLRGTRECSVTSDDLDFPTQVIPLK TLNAVASVPIMYSWSPLQQNFMVEDETVLHNIPYMGDEVLDQDGTFFIEELI KNYDGKVHGDRECGFINDEIFVELVNALGQYNDDDDDDGDDPEEREK QKDLEDHRDDKESRPPRKFPSPDKIFEAISSMFPDKGTAEELKEYKELTE QQLPGALPPECTPNIDGPNASVQREQSLHSFHTLFCRRCFKYDCFLHR KCNYSFHATPNTYKRKNTETALDNKPCGPQCYQHLEGAKEFAAALTAER IKTPPKRPGGRRRGRLPNNSSRPSTPTINVLESKDTDSDREAGTETGGE NNDKEEEEKDETSSSEANSRCQTPIKMKPNIEPPENVEWSGAEASMF RVLIGTYDYNFCAIARLIGTKTCRQVYEFVKESSIIAPAPAEDVDTPPRKK KRKHRLWAAHCRKIQLKKDGGSSNHVYNYQPCDHPRQPCDSSCPCVIAQN FCEKFCQCSSECQNRFPGCRCKAQCNTKQCPCYLAVRECDPDLCLTC GAADHWDSKNVSKNCSIQRGSKKHLLAPSDVAGWGIFIKDPVQKNEFI SEYCGEIIISQDEADRRGKVYDKYMCSFLFNLNDFVVDATRKGNKIRFAN HSVNPNCYAKVMMVNGDHRIGIFAKRAIQTGEELFFDYRYSQADALKYVG IEREMEIP</p>
Host:	Mouse
Reactivity:	Human
Quality Control Testing:	Antibody reactive against mammalian transfected lysate.
Storage Buffer:	In 1x PBS, pH 7.4
Storage Instruction:	Store at -20°C or lower. Aliquot to avoid repeated freezing and thawing.
MSDS:	 Download
Datasheet:	 Download

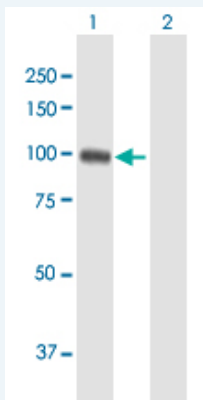
Application Image

Western Blot (Transfected lysate)



Applications


Western Blot (Transfected lysate)



Western Blot analysis of EZH2 expression in transfected 293T cell line ([H00002146-T04](#)) by EZH2 MaxPab polyclonal antibody.

Lane 1: EZH2 transfected lysate(86.00 KDa).

Lane 2: Non-transfected lysate.

 [Protocol Download](#)

Gene Information

Entrez GeneID: [2146](#)

GeneBank [NM_004456](#)

Accession#:

Protein [NP_004447.2](#)

Accession#:

Gene Name: EZH2

Gene Alias: ENX-1,EZH1,KMT6,MGC9169

Gene enhancer of zeste homolog 2 (Drosophila)

Description:

Omim ID: [601573](#)

Gene Ontology: [Hyperlink](#)

Gene Summary: This gene encodes a member of the Polycomb-group (PcG) family. PcG family members form multimeric protein complexes, which are involved in maintaining the transcriptional repressive state of genes over successive cell generations. This protein associates with the embryonic ectoderm development protein, the VAV1 oncoprotein, and the X-linked nuclear protein. This protein may play a role in the hematopoietic and central nervous systems. Two transcript variants encoding distinct isoforms have been identified for this gene. [provided by RefSeq]

Other enhancer of zeste 2

Designations:

Related Disease

[Adenocarcinoma](#) [Carcinoma, Squamous Cell](#) [Genetic Predisposition to Disease](#) [Leukemia](#) [Lung Neoplasms](#) [Lymphoma, Non-Hodgkin](#) [Prostate cancer](#) [Prostatic Neoplasms](#) [Small Cell Lung Carcinoma](#) [Tobacco Use Disorder](#)