



SZABO SCANDIC

Part of Europa Biosite

Produktinformation



Forschungsprodukte & Biochemikalien



Zellkultur & Verbrauchsmaterial



Diagnostik & molekulare Diagnostik



Laborgeräte & Service

Weitere Information auf den folgenden Seiten!
See the following pages for more information!



Lieferung & Zahlungsart

siehe unsere [Liefer- und Versandbedingungen](#)

Zuschläge

- Mindermengenzuschlag
- Trockeneiszuschlag
- Gefahrgutzuschlag
- Expressversand

SZABO-SCANDIC HandelsgmbH

Quellenstraße 110, A-1100 Wien

T. +43(0)1 489 3961-0

F. +43(0)1 489 3961-7

mail@szabo-scandic.com

www.szabo-scandic.com

[linkedin.com/company/szaboscandic](https://www.linkedin.com/company/szaboscandic) 

F2 monoclonal antibody (M02), clone 1B19

Catalog # : H00002147-M02

規格 : [100 ug]

[List All](#)

Specification

Product Description: Mouse monoclonal antibody raised against a partial recombinant F2.

Immunogen: F2 (AAH51332, 263 a.a. ~ 362 a.a) partial recombinant protein with GST tag. MW of the GST tag alone is 26 KDa.

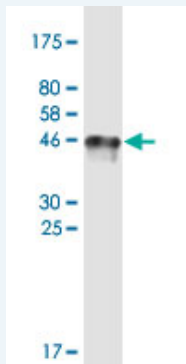
Sequence: RNPDGDEEGAWCYVAGKPGDFGYCDLNYCEEAVEEETGDGLDESDR
AIEGRTATSEYQTFNPRTFGSGEADCGLRPLFEKKSLEDKTERELLES
YIDG

Host: Mouse

Reactivity: Human

Isotype: IgG2a Kappa

Quality Control Testing: Antibody Reactive Against Recombinant Protein.



Western Blot detection against Immunogen (36.74 KDa) .

Storage Buffer: In 1x PBS, pH 7.4

Storage Instruction: Store at -20°C or lower. Aliquot to avoid repeated freezing and thawing.

Datasheet: [Download](#)

Applications

Western Blot (Recombinant protein)

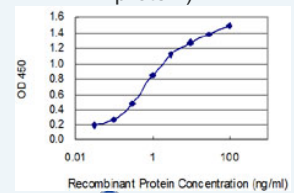
[Protocol Download](#)

Sandwich ELISA (Recombinant protein)

Application Image

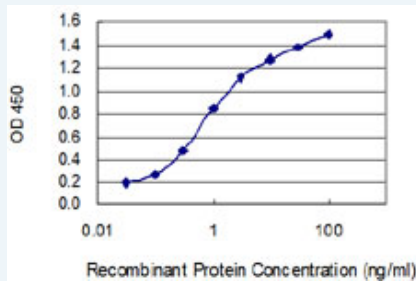
Western Blot (Recombinant protein)

Sandwich ELISA (Recombinant protein)




[enlarge](#)

ELISA



Detection limit for recombinant GST tagged F2 is 0.03 ng/ml as a capture antibody.

 [Protocol Download](#)

ELISA

Gene Information

Entrez GeneID: [2147](#)

GeneBank [BC051332](#)

Accession#:

Protein [AAH51332](#)

Accession#:

Gene Name: F2

Gene Alias: PT

Gene coagulation factor II (thrombin)

Description:

Omim ID: [176930](#)

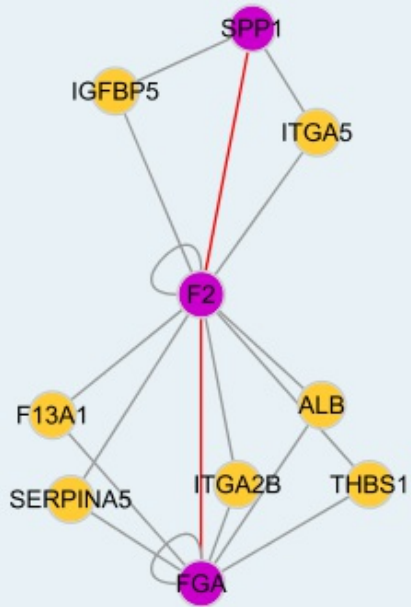
Gene Ontology: [Hyperlink](#)

Gene Summary: Coagulation factor II is proteolytically cleaved to form thrombin in the first step of the coagulation cascade which ultimately results in the stemming of blood loss. F2 also plays a role in maintaining vascular integrity during development and postnatal life. Mutations in F2 leads to various forms of thrombosis and dysprothrombinemia. [provided by RefSeq]

Other coagulation factor II, prothrombin B-chain, serine protease

Designations:

Interactome



Gene Pathway

[Complement and coagulation cascades](#) [Neuroactive ligand-receptor interaction](#)
[Regulation of actin cytoskeleton](#)

Related Disease

[Abortion, Habitual](#) [Abortion, Spontaneous](#) [Abruptio Placentae](#)
[Activated Protein C Resistance](#) [Acute Disease](#) [Albuminuria](#) [Alcoholism](#) [Alzheimer Disease](#)
[Alzheimer disease](#) [Amyotrophic Lateral Sclerosis](#) [Amyotrophic lateral sclerosis](#)
[Anemia, Sickle Cell](#) [Anemia, sickle cell](#) [Angina Pectoris](#) [Anoxia](#) [Antiphospholipid Syndrome](#)
[Antithrombin III Deficiency](#) [Apnea](#) [Arterial Occlusive Diseases](#)

... see more

[服務條款](#) | [隱私權政策](#) | [著作及商標](#) | [網站地圖](#)

©2016 亞諾法生技股份有限公司 Abnova Corporation. 版權所有.