



SZABO SCANDIC

Part of Europa Biosite

Produktinformation



Forschungsprodukte & Biochemikalien



Zellkultur & Verbrauchsmaterial



Diagnostik & molekulare Diagnostik



Laborgeräte & Service

Weitere Information auf den folgenden Seiten!
See the following pages for more information!



Lieferung & Zahlungsart

siehe unsere [Liefer- und Versandbedingungen](#)

Zuschläge

- Mindermengenzuschlag
- Trockeneiszuschlag
- Gefahrgutzuschlag
- Expressversand

SZABO-SCANDIC HandelsgmbH

Quellenstraße 110, A-1100 Wien

T. +43(0)1 489 3961-0

F. +43(0)1 489 3961-7

mail@szabo-scandic.com

www.szabo-scandic.com

[linkedin.com/company/szaboscandic](https://www.linkedin.com/company/szaboscandic) 

F2R purified MaxPab mouse polyclonal antibody (B02P) MaxPab®

Catalog # : H00002149-B02P

規格 : [50 ug]

[List All](#)

Specification

Product Description: Mouse polyclonal antibody raised against a full-length human F2R protein.

Immunogen: F2R (AAH02464.1, 1 a.a. ~ 425 a.a) full-length human protein.

Sequence:
 MGPRRLLLVAACFSLCGPLLSARTRARRPESKATNATLDPRSFLLRNPN
 DKYEPFWEDEEKNESGLTEYRLVSIKSSPLQKQLPAFISEDASGYLTSS
 WLTLFVPSVYTGFFVSLPLNIMAVVFIKMKVKKPAVVYMLHLATADVL
 FVSVLPFKISYYFSGSDWQFGSELCRFVTAAFYCNMYASILLMTVISIDRF
 LAVVYPMQSLSWRTLGRASFTCLAIWALAIAGVPLLLKEQTIQVPGLNIT
 TCHDVLNETLLEGGYAYYFSAFSAVFFVPLIISTVCYVSIIRCLSSAVAN
 RSKKSRALFLSAAVFCIFIICFGPTNLLIVHYSFLSHTSTTEAAYFAYLLCV
 CVSSISCCIDPLIYYASSECQRYVYSILCKESSDPSSYNSSGQLMASKM
 DTCSSNLNNSIYKLLT

Host: Mouse

Reactivity: Human

Quality Control Testing: Antibody reactive against mammalian transfected lysate.

Storage Buffer: In 1x PBS, pH 7.4

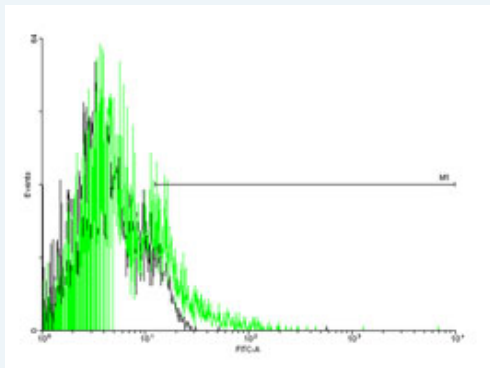
Storage Instruction: Store at -20°C or lower. Aliquot to avoid repeated freezing and thawing.

MSDS: [Download](#)

Datasheet: [Download](#)

Applications

Flow Cytometry

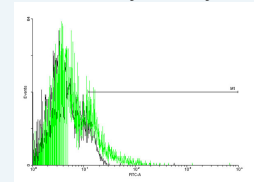


FACS analysis of negative control 293 cells (Black) and F2R expressing 293 cells (Green) using F2R purified MaxPab mouse polyclonal antibody.

Western Blot (Transfected lysate)

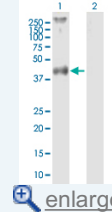
Application Image

Flow Cytometry

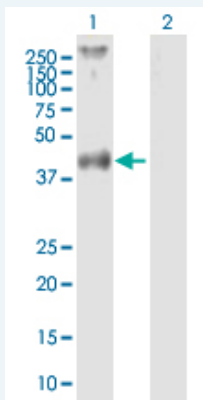


[enlarge](#)

Western Blot (Transfected lysate)




[enlarge](#)



Western Blot analysis of F2R expression in transfected 293T cell line ([H00002149-T01](#)) by F2R MaxPab polyclonal antibody.

Lane 1: F2R transfected lysate(46.75 KDa).

Lane 2: Non-transfected lysate.

 [Protocol Download](#)

Gene Information

Entrez GeneID: [2149](#)

GeneBank [BC002464](#)

Accession#:

Protein [AAH02464.1](#)

Accession#:

Gene Name: F2R

Gene Alias: CF2R,HTR,PAR1,TR

Gene coagulation factor II (thrombin) receptor

Description:

Omim ID: [187930](#)

Gene Ontology: [Hyperlink](#)

Gene Summary: Coagulation factor II receptor is a 7-transmembrane receptor involved in the regulation of thrombotic response. Proteolytic cleavage leads to the activation of the receptor. F2R is a G-protein coupled receptor family member. [provided by RefSeq]

Other Designations: coagulation factor II receptor,protease-activated receptor 1,thrombin receptor

Interactome



Gene Pathway

[Calcium signaling pathway](#) [Complement and coagulation cascades](#) [Endocytosis](#)
[Neuroactive ligand-receptor interaction](#) [Regulation of actin cytoskeleton](#)

Related Disease

[Asthma](#) [Asthma](#) [Cardiovascular Diseases](#) [Coronary Disease](#) [Diabetes Mellitus, Type 2](#)
[Edema](#) [Genetic Predisposition to Disease](#) [Hypertension](#) [Myocardial Infarction](#)
[Premature Birth](#)

[服務條款](#) | [隱私權政策](#) | [著作及商標](#) | [網站地圖](#)

©2016 亞諾法生技股份有限公司 Abnova Corporation. 版權所有.