



SZABO SCANDIC

Part of Europa Biosite

Produktinformation



Forschungsprodukte & Biochemikalien



Zellkultur & Verbrauchsmaterial



Diagnostik & molekulare Diagnostik



Laborgeräte & Service

Weitere Information auf den folgenden Seiten!
See the following pages for more information!



Lieferung & Zahlungsart

siehe unsere [Liefer- und Versandbedingungen](#)

Zuschläge

- Mindermengenzuschlag
- Trockeneiszuschlag
- Gefahrgutzuschlag
- Expressversand

SZABO-SCANDIC HandelsgmbH

Quellenstraße 110, A-1100 Wien

T. +43(0)1 489 3961-0

F. +43(0)1 489 3961-7

mail@szabo-scandic.com

www.szabo-scandic.com

[linkedin.com/company/szaboscandic](https://www.linkedin.com/company/szaboscandic) 

F11 purified MaxPab mouse polyclonal antibody (B01P) MaxPab®

Catalog # : H00002160-B01P

規格 : [50 ug]

[List All](#)

Specification

Product Description: Mouse polyclonal antibody raised against a full-length human F11 protein.

Immunogen: F11 (NP_000119.1, 1 a.a. ~ 625 a.a) full-length human protein.

Sequence:
MIFLYQVWHFILFTSVSGECVTQLLKDTCFEGGDITTVFTPSAKYCVVC
TYHPRCLLFTFTAESPEDPTRWFTCVLKDSVTETLPRVNRRTAAISGYSF
KQCASHQISACNKDIYVDLDMKGINYNSSVAKSAQECQERCDDVHCHFFT
YATRQFPSLEHRNICLLKHTQTGTPTRITKLDKVVSGFSLKSCALSNLACI
RDIFPNTVFADSNIDSVMAPDAFVCGRICTHHPGCLFFTFSSQEWPKESQ
RNLCLLKTSEGLPSTRIKSKALSGFSLQSCRHSIPVFCSSFYHDTDFL
GEELDIVAAKSHEACQKLCCTNAVRCQFFTYTPAQASCNEGKGKCYLKLS
SNGSPTKILHGRGGISGYTLRLCKMDNECTTKIKPRIVGGTASVRGEWP
WQVTLHTTSPTRHLCCGSIIGNQWILTAHCFYGVESPKILRVYSGILNQ
SEIKEDTSFFGVQEIIHDQYKMAESGYDIALLKLETTVNYTDSQRPICLPS
KGDRNVIYDCWVTGWGYRKLKRDKIQNTLQKAKIPLVTNEECQKRYRGH
KITHKMICAGYREGGKDACKGDSGGPLSCKHNEVWHLVGITSWGEGCA
QRERPGVYTNVVEYVDWILEKTQAV

Host: Mouse

Reactivity: Human

Quality Control Testing: Antibody reactive against mammalian transfected lysate.

Storage Buffer: In 1x PBS, pH 7.4

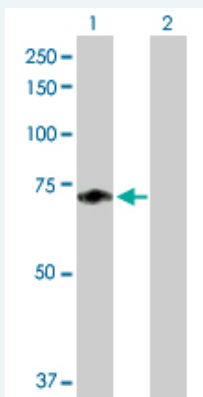
Storage Instruction: Store at -20°C or lower. Aliquot to avoid repeated freezing and thawing.

MSDS:  [Download](#)

Datasheet:  [Download](#)

Applications

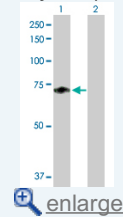
Western Blot (Transfected lysate)




Western Blot analysis of F11 expression in transfected 293T cell line ([H00002160-T01](#)) by F11 MaxPab polyclonal antibody.

Application Image

Western Blot (Transfected lysate)



Lane 1: F11 transfected lysate(68.75 KDa).
Lane 2: Non-transfected lysate.

 [Protocol Download](#)

Gene Information

Entrez GeneID: [2160](#)

**GeneBank
Accession#:** [NM_000128.2](#)

**Protein
Accession#:** [NP_000119.1](#)

Gene Name: F11

Gene Alias: FXI,MGC141891

**Gene
Description:** coagulation factor XI

Omim ID: [264900](#)

Gene Ontology: [Hyperlink](#)

Gene Summary: This gene encodes coagulation factor XI of the blood coagulation cascade. This protein is present in plasma as a zymogen, which is a unique plasma coagulation enzyme because it exists as a homodimer consisting of two identical polypeptide chains linked by disulfide bonds. During activation of the plasma factor XI, an internal peptide bond is cleaved by factor XIIa (or XII) in each of the two chains, resulting in activated factor XIa, a serine protease composed of two heavy and two light chains held together by disulfide bonds. This activated plasma factor XI triggers the middle phase of the intrinsic pathway of blood coagulation by activating factor IX. Defects in this factor lead to Rosenthal syndrome, a blood coagulation abnormality. [provided by RefSeq]

**Other
Designations:** plasma thromboplastin antecedent,platelet coagulation factor XI

Gene Pathway

[Complement and coagulation cascades](#)

Related Disease

[Cardiovascular Diseases](#) [Diabetes Mellitus, Type 2](#) [Edema](#) [Factor XI Deficiency](#)
[Genetic Predisposition to Disease](#) [Hypertension](#), [Pregnancy-Induced](#)
[Kidney Failure](#), [Chronic Pre-Eclampsia](#) [Thrombophilia](#) [Venous Thrombosis](#)

[服務條款](#) | [隱私權政策](#) | [著作及商標](#) | [網站地圖](#)

©2016 亞諾法生技股份有限公司 Abnova Corporation. 版權所有.