



SZABO SCANDIC

Part of Europa Biosite

Produktinformation



Forschungsprodukte & Biochemikalien



Zellkultur & Verbrauchsmaterial



Diagnostik & molekulare Diagnostik



Laborgeräte & Service

Weitere Information auf den folgenden Seiten!
See the following pages for more information!



Lieferung & Zahlungsart

siehe unsere [Liefer- und Versandbedingungen](#)

Zuschläge

- Mindermengenzuschlag
- Trockeneiszuschlag
- Gefahrgutzuschlag
- Expressversand

SZABO-SCANDIC HandelsgmbH

Quellenstraße 110, A-1100 Wien

T. +43(0)1 489 3961-0

F. +43(0)1 489 3961-7

mail@szabo-scandic.com

www.szabo-scandic.com

[linkedin.com/company/szaboscandic](https://www.linkedin.com/company/szaboscandic) 

FAAH monoclonal antibody (M01), clone 2G8

Catalog # : H00002166-M01

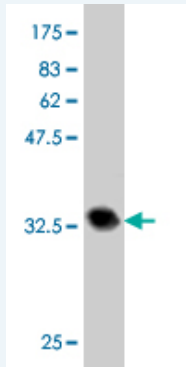
規格 : [100 ug]

[List All](#)

Specification

Product Description:	Mouse monoclonal antibody raised against a partial recombinant FAAH.
Immunogen:	FAAH (NP_001432, 480 a.a. ~ 579 a.a) partial recombinant protein with GST tag. MW of the GST tag alone is 26 KDa.
Sequence:	DLNAPGRATGAVSYTMLYNCLDFPAGVVPVTTVTAEDEAQMEHYRGYF GDIWDKMLQKGMKKSIVGLPVAVQCVALPWQEELCLRFMREVERLMTP EKQSS
Host:	Mouse
Reactivity:	Human, Rat
Isotype:	IgG1 Kappa

Quality Control Testing: Antibody Reactive Against Recombinant Protein.



Western Blot detection against Immunogen (36.74 KDa) .

Storage Buffer: In 1x PBS, pH 7.4

Storage Instruction: Store at -20°C or lower. Aliquot to avoid repeated freezing and thawing.

MSDS: [Download](#)


Datasheet: [Download](#)

Applications

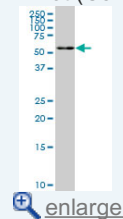
Western Blot (Tissue lysate)

Application Image

Western Blot (Tissue lysate)

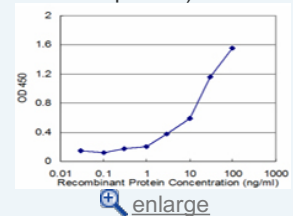


Western Blot (Cell lysate)




Western Blot (Recombinant protein)

Sandwich ELISA (Recombinant protein)



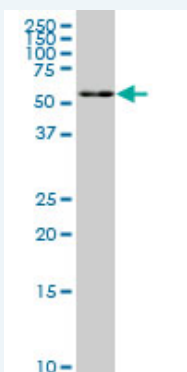
ELISA



FAAH monoclonal antibody (M01), clone 2G8. Western Blot analysis of FAAH expression in rat muscle.

[Protocol Download](#)

Western Blot (Cell lysate)



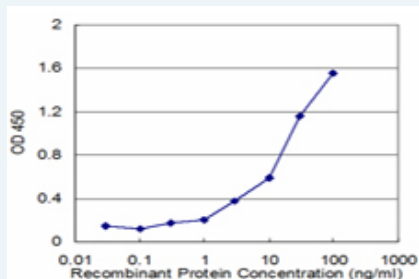
FAAH monoclonal antibody (M01), clone 2G8. Western Blot analysis of FAAH expression in MCF-7 (Cat # L046V1).

[Protocol Download](#)

Western Blot (Recombinant protein)

[Protocol Download](#)

Sandwich ELISA (Recombinant protein)



Detection limit for recombinant GST tagged FAAH is approximately 0.3ng/ml as a capture antibody.

[Protocol Download](#)

ELISA

Gene Information

Entrez GeneID: [2166](#)

GeneBank [NM_001441](#)
Accession#:

Protein [NP_001432](#)
Accession#:

Gene Name: FAAH

Gene Alias: FAAH-1,MGC102823,MGC138146

Gene fatty acid amide hydrolase

Description:

Omim ID: [602935](#)

Gene Ontology: [Hyperlink](#)

Gene Summary: This gene encodes a protein that is responsible for the hydrolysis of a number of primary and secondary fatty acid amides, including the neuromodulatory compounds anandamide and oleamide. [provided by RefSeq]

Other OTTHUMP00000009480

Designations:

Related Disease

[Alcoholism](#) [Amphetamine-Related Disorders](#) [Anorexia Nervosa](#)
[Antisocial Personality Disorder](#) [Arousal](#) [Bipolar Disorder](#) [Bulimia Nervosa](#)
[Cardiovascular Diseases](#) [Colitis](#) [Crohn Disease](#) [Crohn's disease](#) [Cues](#)
[Depressive Disorder, Major](#) [Diabetes Mellitus, Type 2](#) [Disease Models, Animal](#)
[Eating Disorders](#) [Edema](#) [Fatigue](#) [Gastrointestinal Diseases](#)

... see more

[服務條款](#) | [隱私權政策](#) | [著作及商標](#) | [網站地圖](#)

©2016 亞諾法生技股份有限公司 Abnova Corporation. 版權所有.