



SZABO SCANDIC

Part of Europa Biosite

Produktinformation



Forschungsprodukte & Biochemikalien



Zellkultur & Verbrauchsmaterial



Diagnostik & molekulare Diagnostik



Laborgeräte & Service

Weitere Information auf den folgenden Seiten!
See the following pages for more information!



Lieferung & Zahlungsart

siehe unsere [Liefer- und Versandbedingungen](#)

Zuschläge

- Mindermengenzuschlag
- Trockeneiszuschlag
- Gefahrgutzuschlag
- Expressversand

SZABO-SCANDIC HandelsgmbH

Quellenstraße 110, A-1100 Wien

T. +43(0)1 489 3961-0

F. +43(0)1 489 3961-7

mail@szabo-scandic.com

www.szabo-scandic.com

[linkedin.com/company/szaboscandic](https://www.linkedin.com/company/szaboscandic) 

FAAH monoclonal antibody (M05), clone 7C9

Catalog # : H00002166-M05

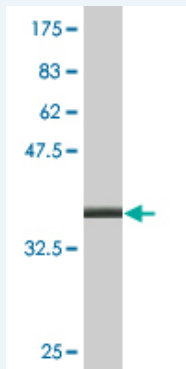
規格 : [100 ug]

[List All](#)

Specification

Product Description:	Mouse monoclonal antibody raised against a partial recombinant FAAH.
Immunogen:	FAAH (NP_001432, 480 a.a. ~ 579 a.a) partial recombinant protein with GST tag. MW of the GST tag alone is 26 KDa.
Sequence:	DLNAPGRATGAVSYTMLYNCLDFPAGVVPVTTVTAEDEAQMEHYRGYFGDIWDKMLQKGMKKSIVGLPVAVQCVALPWQEELCLRFMREVERLMTP EKQSS
Host:	Mouse
Reactivity:	Human
Isotype:	IgG1 Kappa

Quality Control Testing: Antibody Reactive Against Recombinant Protein.



Western Blot detection against Immunogen (36.74 KDa) .

Storage Buffer: In 1x PBS, pH 7.4

Storage Instruction: Store at -20°C or lower. Aliquot to avoid repeated freezing and thawing.

MSDS: [Download](#)

Datasheet: [Download](#)

Applications

Western Blot (Recombinant protein)

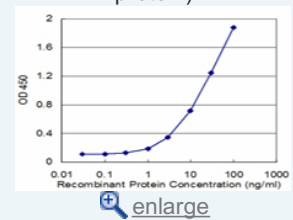
[Protocol Download](#)

Sandwich ELISA (Recombinant protein)

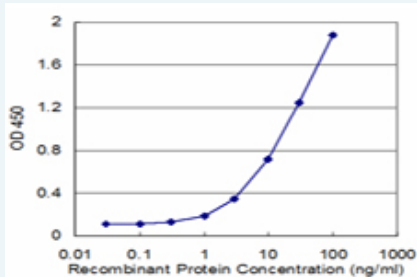
Application Image

Western Blot (Recombinant protein)


Sandwich ELISA (Recombinant protein)



ELISA



Detection limit for recombinant GST tagged FAAH is approximately 1ng/ml as a capture antibody.

 [Protocol Download](#)

ELISA

Gene Information

Entrez GeneID: [2166](#)

GeneBank [NM_001441](#)

Accession#:

Protein [NP_001432](#)

Accession#:

Gene Name: FAAH

Gene Alias: FAAH-1,MGC102823,MGC138146

Gene Description: fatty acid amide hydrolase

Omim ID: [602935](#)

Gene Ontology: [Hyperlink](#)

Gene Summary: This gene encodes a protein that is responsible for the hydrolysis of a number of primary and secondary fatty acid amides, including the neuromodulatory compounds anandamide and oleamide. [provided by RefSeq]

Other [OTTHUMP00000009480](#)

Designations:

Related Disease

[Alcoholism](#) [Amphetamine-Related Disorders](#) [Anorexia Nervosa](#)
[Antisocial Personality Disorder](#) [Arousal](#) [Bipolar Disorder](#) [Bulimia Nervosa](#)
[Cardiovascular Diseases](#) [Colitis](#) [Crohn Disease](#) [Crohn's disease](#) [Cues](#)
[Depressive Disorder, Major](#) [Diabetes Mellitus, Type 2](#) [Disease Models, Animal](#)
[Eating Disorders](#) [Edema](#) [Fatigue](#) [Gastrointestinal Diseases](#)

... see more