



# SZABO SCANDIC

Part of Europa Biosite

## Produktinformation



Forschungsprodukte & Biochemikalien



Zellkultur & Verbrauchsmaterial



Diagnostik & molekulare Diagnostik



Laborgeräte & Service

Weitere Information auf den folgenden Seiten!  
See the following pages for more information!



### Lieferung & Zahlungsart

siehe unsere [Liefer- und Versandbedingungen](#)

### Zuschläge

- Mindermengenzuschlag
- Trockeneiszuschlag
- Gefahrgutzuschlag
- Expressversand

### SZABO-SCANDIC HandelsgmbH

Quellenstraße 110, A-1100 Wien

T. +43(0)1 489 3961-0

F. +43(0)1 489 3961-7

[mail@szabo-scandic.com](mailto:mail@szabo-scandic.com)

[www.szabo-scandic.com](http://www.szabo-scandic.com)

[linkedin.com/company/szaboscandic](https://www.linkedin.com/company/szaboscandic) 

## FAAH monoclonal antibody (M06), clone 3G1

Catalog # : H00002166-M06

規格 : [ 100 ug ]

[List All](#)

### Specification

**Product Description:** Mouse monoclonal antibody raised against a partial recombinant FAAH.

**Immunogen:** FAAH (NP\_001432, 480 a.a. ~ 579 a.a) partial recombinant protein with GST tag. MW of the GST tag alone is 26 KDa.

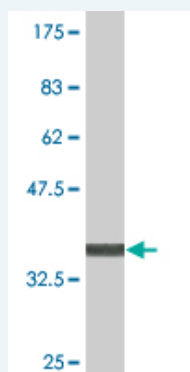
**Sequence:** DLNAPGRATGAVSYTMLYNCLDFPAGVVPVTTVTAEDEAQMEHYRGYF  
GDIWDKMLQKGMKKSIVGLPVAVQCVALPWQEELCLRFMREVERLMTP  
EKQSS

**Host:** Mouse

**Reactivity:** Human

**Isotype:** IgG1 Kappa

**Quality Control Testing:** Antibody Reactive Against Recombinant Protein.



Western Blot detection against Immunogen (36.74 KDa) .

**Storage Buffer:** In 1x PBS, pH 7.4

**Storage Instruction:** Store at -20°C or lower. Aliquot to avoid repeated freezing and thawing.

**MSDS:** [Download](#)

**Datasheet:** [Download](#)

### Applications

**Western Blot (Recombinant protein)**

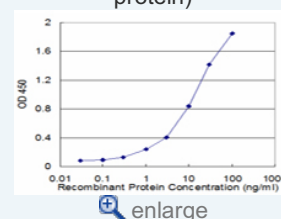
[Protocol Download](#)

**Sandwich ELISA (Recombinant protein)**

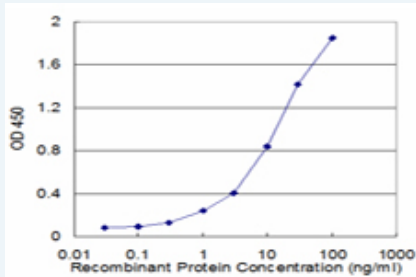
### Application Image

Western Blot (Recombinant protein)

Sandwich ELISA (Recombinant protein)



ELISA



Detection limit for recombinant GST tagged FAAH is approximately 0.3ng/ml as a capture antibody.

 [Protocol Download](#)

## ELISA

### Gene Information

**Entrez GeneID:** [2166](#)

**GeneBank** [NM\\_001441](#)

**Accession#:**

**Protein** [NP\\_001432](#)

**Accession#:**

**Gene Name:** FAAH

**Gene Alias:** FAAH-1,MGC102823,MGC138146

**Gene Description:** fatty acid amide hydrolase

**Omim ID:** [602935](#)

**Gene Ontology:** [Hyperlink](#)

**Gene Summary:** This gene encodes a protein that is responsible for the hydrolysis of a number of primary and secondary fatty acid amides, including the neuromodulatory compounds anandamide and oleamide. [provided by RefSeq]

**Other** OTTHUMP00000009480

**Designations:**

### Related Disease

[Alcoholism](#) [Amphetamine-Related Disorders](#) [Anorexia Nervosa](#)  
[Antisocial Personality Disorder](#) [Arousal](#) [Bipolar Disorder](#) [Bulimia Nervosa](#)  
[Cardiovascular Diseases](#) [Colitis](#) [Crohn Disease](#) [Crohn's disease](#) [Cues](#)  
[Depressive Disorder, Major](#) [Diabetes Mellitus, Type 2](#) [Disease Models, Animal](#)  
[Eating Disorders](#) [Edema](#) [Fatigue](#) [Gastrointestinal Diseases](#)

... see more