



SZABO SCANDIC

Part of Europa Biosite

Produktinformation



Forschungsprodukte & Biochemikalien



Zellkultur & Verbrauchsmaterial



Diagnostik & molekulare Diagnostik



Laborgeräte & Service

Weitere Information auf den folgenden Seiten!
See the following pages for more information!



Lieferung & Zahlungsart

siehe unsere [Liefer- und Versandbedingungen](#)

Zuschläge

- Mindermengenzuschlag
- Trockeneiszuschlag
- Gefahrgutzuschlag
- Expressversand

SZABO-SCANDIC HandelsgmbH

Quellenstraße 110, A-1100 Wien

T. +43(0)1 489 3961-0

F. +43(0)1 489 3961-7

mail@szabo-scandic.com

www.szabo-scandic.com

[linkedin.com/company/szaboscandic](https://www.linkedin.com/company/szaboscandic) 

FABP4 purified MaxPab rabbit polyclonal antibody (D03P) MaxPab®

Catalog # : H00002167-D03P

規格 : [100 ug]


[List All](#)

Specification

Product Description:	Rabbit polyclonal antibody raised against a full-length human FABP4 protein.
Immunogen:	FABP4 (AAH03672, 1 a.a. ~ 132 a.a) full-length human protein.
Sequence:	MCDAFVGTWKLVSSENFDDYMKEVGVGFATRKVAGMAKPNMIISVNGD VITIKSESTFKNTEISFILGQEFDEVTADDRKVKSTITLDGGVLVHVQKWD GKSTTIKREDDKLVCEVMKGVSTRVYERA
Host:	Rabbit
Reactivity:	Human
Quality Control Testing:	Antibody reactive against mammalian transfected lysate.
Storage Buffer:	In 1x PBS, pH 7.4
Storage Instruction:	Store at -20°C or lower. Aliquot to avoid repeated freezing and thawing.
MSDS:	Download
Datasheet:	Download

Applications

Western Blot (Tissue lysate)




FABP4 MaxPab rabbit polyclonal antibody. Western Blot analysis of FABP4 expression in human liver.

[Protocol Download](#)


Western Blot (Transfected lysate)

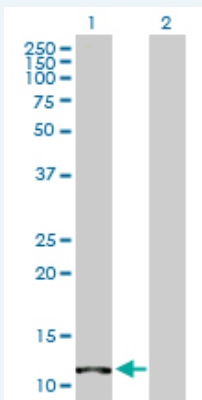
Application Image

Western Blot (Tissue lysate)



Western Blot (Transfected lysate)





Western Blot analysis of FABP4 expression in transfected 293T cell line ([H00002167-T01](#)) by FABP4 MaxPab polyclonal antibody.

Lane 1: FABP4 transfected lysate(14.63 KDa).
Lane 2: Non-transfected lysate.

 [Protocol Download](#)

Gene Information

Entrez GeneID: [2167](#)

GeneBank [BC003672](#)
Accession#:

Protein [AAH03672](#)
Accession#:

Gene Name: FABP4

Gene Alias: A-FABP,aP2

Gene Description: fatty acid binding protein 4, adipocyte

Omim ID: [600434](#)

Gene Ontology: [Hyperlink](#)

Gene Summary: FABP4 encodes the fatty acid binding protein found in adipocytes. Fatty acid binding proteins are a family of small, highly conserved, cytoplasmic proteins that bind long-chain fatty acids and other hydrophobic ligands. It is thought that FABPs roles include fatty acid uptake, transport, and metabolism. [provided by RefSeq]

Other Designations: -

Gene Pathway

[PPAR signaling pathway](#)

Related Disease

[Atherosclerosis](#) [Cardiovascular Diseases](#) [Diabetes Mellitus, Type 2](#) [Drug Toxicity](#) [Edema](#) [Genetic Predisposition to Disease](#) [Hypercholesterolemia](#) [Hypertriglyceridemia](#) [Insulin Resistance](#) [Lymphedema](#) [Metabolic Syndrome X](#) [Obesity](#) [Obesity](#)