



# SZABO SCANDIC

Part of Europa Biosite

## Produktinformation



Forschungsprodukte & Biochemikalien



Zellkultur & Verbrauchsmaterial



Diagnostik & molekulare Diagnostik



Laborgeräte & Service

Weitere Information auf den folgenden Seiten!  
See the following pages for more information!



### Lieferung & Zahlungsart

siehe unsere [Liefer- und Versandbedingungen](#)

### Zuschläge

- Mindermengenzuschlag
- Trockeneiszuschlag
- Gefahrgutzuschlag
- Expressversand

### SZABO-SCANDIC HandelsgmbH

Quellenstraße 110, A-1100 Wien

T. +43(0)1 489 3961-0

F. +43(0)1 489 3961-7

[mail@szabo-scandic.com](mailto:mail@szabo-scandic.com)

[www.szabo-scandic.com](http://www.szabo-scandic.com)

[linkedin.com/company/szaboscandic](https://www.linkedin.com/company/szaboscandic) 

## FABP4 monoclonal antibody (M08), clone 4D12

Catalog # : H00002167-M08

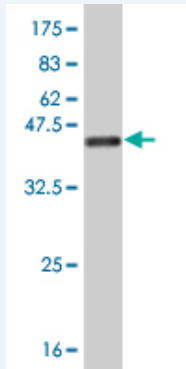
規格 : [ 100 ug ]

[List All](#)

### Specification

<b>Product Description:</b>	Mouse monoclonal antibody raised against a full length recombinant FABP4.
<b>Immunogen:</b>	FABP4 (AAH03672, 1 a.a. ~ 132 a.a) full-length recombinant protein with GST tag. MW of the GST tag alone is 26 KDa.
<b>Sequence:</b>	MCDAFVGTWKLVSSENFDDYMKEVGVGFATRKYVAGMAKPNMIISVNGD VITIKSESTFKNTEISFILGQEFDEVTADDRKVKSTITLDGGVLVHVQKWD GKSTTIKRKREDDKLVVECVMGVTSTRVYERA
<b>Host:</b>	Mouse
<b>Reactivity:</b>	Human
<b>Isotype:</b>	IgG2a Kappa

**Quality Control Testing:** Antibody Reactive Against Recombinant Protein.



Western Blot detection against Immunogen (40.26 KDa) .

**Storage Buffer:** In 1x PBS, pH 7.4

**Storage Instruction:** Store at -20°C or lower. Aliquot to avoid repeated freezing and thawing.

**MSDS:** [Download](#)


**Datasheet:** [Download](#)

### Applications

Western Blot (Transfected lysate)

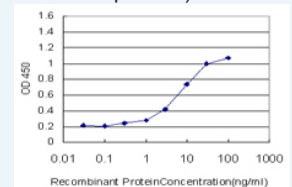
### Application Image

Western Blot (Transfected lysate)



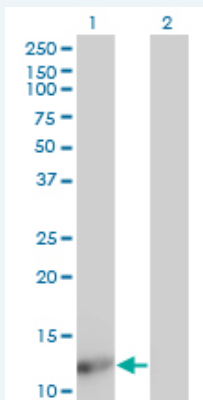
Western Blot (Recombinant protein)

Sandwich ELISA (Recombinant protein)



[enlarge](#)

ELISA



Western Blot analysis of FABP4 expression in transfected 293T cell line by FABP4 monoclonal antibody (M08), clone 4D12.

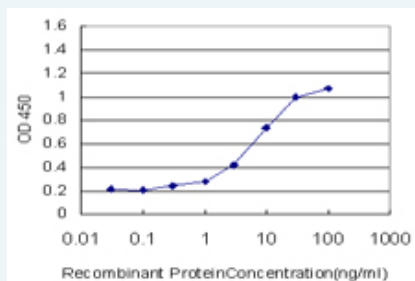
Lane 1: FABP4 transfected lysate(14.7 KDa).  
Lane 2: Non-transfected lysate.

[Protocol Download](#)

### Western Blot (Recombinant protein)

[Protocol Download](#)

### Sandwich ELISA (Recombinant protein)



Detection limit for recombinant GST tagged FABP4 is approximately 0.3ng/ml as a capture antibody.

[Protocol Download](#)

### ELISA

### Gene Information

Entrez GeneID: [2167](#)

GeneBank [BC003672](#)  
Accession#:

Protein [AAH03672](#)  
Accession#:

Gene Name: FABP4

Gene Alias: A-FABP,aP2

Gene Description: fatty acid binding protein 4, adipocyte

Omim ID: [600434](#)

Gene Ontology: [Hyperlink](#)

**Gene Summary:** FABP4 encodes the fatty acid binding protein found in adipocytes. Fatty acid binding proteins are a family of small, highly conserved, cytoplasmic proteins that bind long-chain fatty acids and other hydrophobic ligands. It is thought that FABPs roles include fatty acid uptake, transport, and metabolism. [provided by RefSeq]

**Other** -  
**Designations:**

---

**Gene Pathway**

---

[PPAR signaling pathway](#)

**Related Disease**

---

[Atherosclerosis](#) [Cardiovascular Diseases](#) [Diabetes Mellitus, Type 2](#) [Drug Toxicity](#) [Edema](#)  
[Genetic Predisposition to Disease](#) [Hypercholesterolemia](#) [Hypertriglyceridemia](#)  
[Insulin Resistance](#) [Lymphedema](#) [Metabolic Syndrome X](#) [Obesity](#) [Obesity](#)

---

[服務條款](#) | [隱私權政策](#) | [著作及商標](#) | [網站地圖](#)

©2016 亞諾法生技股份有限公司 Abnova Corporation. 版權所有.