



SZABO SCANDIC

Part of Europa Biosite

Produktinformation



Forschungsprodukte & Biochemikalien



Zellkultur & Verbrauchsmaterial



Diagnostik & molekulare Diagnostik



Laborgeräte & Service

Weitere Information auf den folgenden Seiten!
See the following pages for more information!



Lieferung & Zahlungsart

siehe unsere [Liefer- und Versandbedingungen](#)

Zuschläge

- Mindermengenzuschlag
- Trockeneiszuschlag
- Gefahrgutzuschlag
- Expressversand

SZABO-SCANDIC HandelsgmbH

Quellenstraße 110, A-1100 Wien

T. +43(0)1 489 3961-0

F. +43(0)1 489 3961-7

mail@szabo-scandic.com

www.szabo-scandic.com

[linkedin.com/company/szaboscandic](https://www.linkedin.com/company/szaboscandic) 

FABP4 monoclonal antibody (M09), clone 2G8

Catalog # : H00002167-M09

規格 : [100 ug]

[List All](#)

Specification

Product Description: Mouse monoclonal antibody raised against a full-length recombinant FABP4.

Immunogen: FABP4 (AAH03672, 1 a.a. ~ 132 a.a) full-length recombinant protein with GST tag. MW of the GST tag alone is 26 KDa.

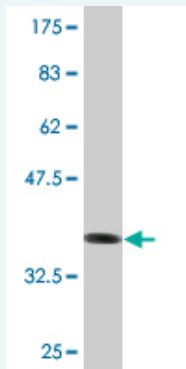
Sequence: MCDAFVGTWKLVSSENFDDYMKEVGVGFATRKYVAGMAKPNMIISVNGD
VITIKSESTFKNTEISFILGQEFDEVTADDRKVKSTITLDGGVLVHVQKWD
GKSTTIKRREDDKLVVECVMGVTSTRVYERA

Host: Mouse

Reactivity: Human

Isotype: IgG2a Kappa

Quality Control Testing: Antibody Reactive Against Recombinant Protein.



Western Blot detection against Immunogen (40.26 KDa) .

Storage Buffer: In 1x PBS, pH 7.4

Storage Instruction: Store at -20°C or lower. Aliquot to avoid repeated freezing and thawing.

MSDS: [Download](#)

Datasheet: [Download](#)

Applications

Western Blot (Recombinant protein)

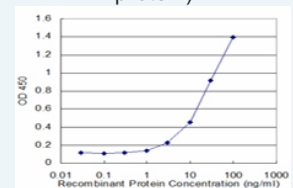
[Protocol Download](#)

Sandwich ELISA (Recombinant protein)

Application Image

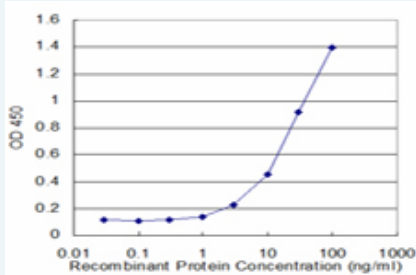
Western Blot (Recombinant protein)

Sandwich ELISA (Recombinant protein)



[enlarge](#)

ELISA



Detection limit for recombinant GST tagged FABP4 is approximately 1ng/ml as a capture antibody.

 [Protocol Download](#)

ELISA

Gene Information

Entrez GeneID: [2167](#)

GeneBank [BC003672](#)

Accession#:

Protein [AAH03672](#)

Accession#:

Gene Name: FABP4

Gene Alias: A-FABP,aP2

Gene Description: fatty acid binding protein 4, adipocyte

Omim ID: [600434](#)

Gene Ontology: [Hyperlink](#)

Gene Summary: FABP4 encodes the fatty acid binding protein found in adipocytes. Fatty acid binding proteins are a family of small, highly conserved, cytoplasmic proteins that bind long-chain fatty acids and other hydrophobic ligands. It is thought that FABPs roles include fatty acid uptake, transport, and metabolism. [provided by RefSeq]

Other Designations: -

Gene Pathway

[PPAR signaling pathway](#)

Related Disease

[Atherosclerosis](#) [Cardiovascular Diseases](#) [Diabetes Mellitus, Type 2](#) [Drug Toxicity](#) [Edema](#) [Genetic Predisposition to Disease](#) [Hypercholesterolemia](#) [Hypertriglyceridemia](#) [Insulin Resistance](#) [Lymphedema](#) [Metabolic Syndrome X](#) [Obesity](#) [Obesity](#)