



SZABO SCANDIC

Part of Europa Biosite

Produktinformation



Forschungsprodukte & Biochemikalien



Zellkultur & Verbrauchsmaterial



Diagnostik & molekulare Diagnostik



Laborgeräte & Service

Weitere Information auf den folgenden Seiten!
See the following pages for more information!



Lieferung & Zahlungsart

siehe unsere [Liefer- und Versandbedingungen](#)

Zuschläge

- Mindermengenzuschlag
- Trockeneiszuschlag
- Gefahrgutzuschlag
- Expressversand

SZABO-SCANDIC HandelsgmbH

Quellenstraße 110, A-1100 Wien

T. +43(0)1 489 3961-0

F. +43(0)1 489 3961-7

mail@szabo-scandic.com

www.szabo-scandic.com

[linkedin.com/company/szaboscandic](https://www.linkedin.com/company/szaboscandic) 

FABP1 purified MaxPab rabbit polyclonal antibody (D03P) MaxPab®

Catalog # : H00002168-D03P

規格 : [100 ug]


[List All](#)

Specification

Product Description:	Rabbit polyclonal antibody raised against a full-length human FABP1 protein.
Immunogen:	FABP1 (AAH32801, 1 a.a. ~ 127 a.a) full-length human protein.
Sequence:	MSFSGKYQLQSQENFEAFMKAIGLPEELIQKGKDIKGVSEIVQNGKHFKF TITAGSKVIQNEFTVGEECELETMTGEKVKTVVQLEGDNKLVTTFKNIKSV TELNGLDIITNTMTLGDIVFKRISKRI
Host:	Rabbit
Reactivity:	Human, Mouse
Quality Control Testing:	Antibody reactive against mammalian transfected lysate.
Storage Buffer:	In 1x PBS, pH 7.4
Storage Instruction:	Store at -20°C or lower. Aliquot to avoid repeated freezing and thawing.
MSDS:	Download
Datasheet:	Download

Applications

Western Blot (Tissue lysate)




FABP1 MaxPab rabbit polyclonal antibody. Western Blot analysis of FABP1 expression in human liver.

[Protocol Download](#)


Western Blot (Tissue lysate)

Application Image


Western Blot (Tissue lysate)




Western Blot (Tissue lysate)



Western Blot (Transfected lysate)

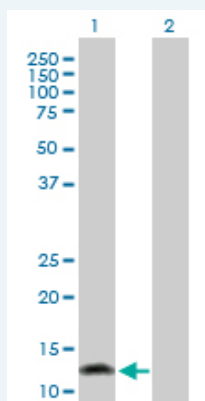




FABP1 MaxPab rabbit polyclonal antibody. Western Blot analysis of FABP1 expression in mouse liver.

 [Protocol Download](#)

Western Blot (Transfected lysate)



Western Blot analysis of FABP1 expression in transfected 293T cell line ([H00002168-T01](#)) by FABP1 MaxPab polyclonal antibody.

Lane 1: FABP1 transfected lysate(14.08 kDa).

Lane 2: Non-transfected lysate.

 [Protocol Download](#)

Gene Information

Entrez GeneID: [2168](#)

GeneBank [BC032801](#)

Accession#:

Protein [AAH32801](#)

Accession#:

Gene Name: FABP1

Gene Alias: FABPL,L-FABP

Gene Description: fatty acid binding protein 1, liver

Description:

Omim ID: [134650](#)

Gene Ontology: [Hyperlink](#)

Gene Summary: FABP1 encodes the fatty acid binding protein found in liver. Fatty acid binding proteins are a family of small, highly conserved, cytoplasmic proteins that bind long-chain fatty acids and other hydrophobic ligands. FABP1 and FABP6 (the ileal fatty acid binding protein) are also able to bind bile acids. It is thought that FABPs roles include fatty acid uptake, transport, and metabolism. [provided by RefSeq]

Other Fatty acid-binding protein, liver

Designations:

Gene Pathway

[PPAR signaling pathway](#)

Related Disease

[Atherosclerosis](#) [Body Weight](#) [Cardiovascular Diseases](#) [Cerebral Infarction](#)
[Diabetes Mellitus](#) [Diabetes Mellitus, Type 2](#) [Dyslipidemias](#) [Edema](#)
[Genetic Predisposition to Disease](#) [Hyperlipoproteinemias](#) [Hypertriglyceridemia](#)
[Insulin Resistance](#) [Intracranial Arteriosclerosis](#) [Metabolic Syndrome X](#) [Myocardial Infarction](#)
[Obesity](#) [Stroke](#)

[服務條款](#) | [隱私權政策](#) | [著作及商標](#) | [網站地圖](#)

©2016 亞諾法生技股份有限公司 Abnova Corporation. 版權所有.