



# SZABO SCANDIC

Part of Europa Biosite

## Produktinformation



Forschungsprodukte & Biochemikalien



Zellkultur & Verbrauchsmaterial



Diagnostik & molekulare Diagnostik



Laborgeräte & Service

Weitere Information auf den folgenden Seiten!  
See the following pages for more information!



### Lieferung & Zahlungsart

siehe unsere [Liefer- und Versandbedingungen](#)

### Zuschläge

- Mindermengenzuschlag
- Trockeneiszuschlag
- Gefahrgutzuschlag
- Expressversand

### SZABO-SCANDIC HandelsgmbH

Quellenstraße 110, A-1100 Wien

T. +43(0)1 489 3961-0

F. +43(0)1 489 3961-7

[mail@szabo-scandic.com](mailto:mail@szabo-scandic.com)

[www.szabo-scandic.com](http://www.szabo-scandic.com)

[linkedin.com/company/szaboscandic](https://www.linkedin.com/company/szaboscandic) 

## FABP1 monoclonal antibody (M03), clone 6E8

Catalog # : H00002168-M03

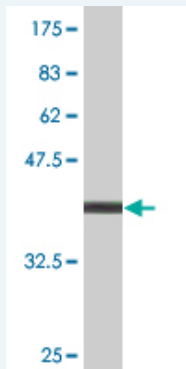
規格 : [ 100 ug ]

List All

### Specification

<b>Product Description:</b>	Mouse monoclonal antibody raised against a full-length recombinant FABP1.
<b>Immunogen:</b>	FABP1 (AAH32801, 1 a.a. ~ 127 a.a) full-length recombinant protein with GST tag. MW of the GST tag alone is 26 KDa.
<b>Sequence:</b>	MSFSGKYQLQSQENFEAFMKAIGLPEELIQKGDIKGVSEIVQNGKHFKE TITAGSKVIQNEFTVGEECELETMTGEKVKTWVQLEGDNKLVTTFKNIKSV TELNGDIITNTMTLGDIVFKRISKRI
<b>Host:</b>	Mouse
<b>Reactivity:</b>	Human
<b>Isotype:</b>	IgG2b Kappa

**Quality Control Testing:** Antibody Reactive Against Recombinant Protein.



Western Blot detection against Immunogen (39.71 KDa) .

**Storage Buffer:** In 1x PBS, pH 7.4

**Storage Instruction:** Store at -20°C or lower. Aliquot to avoid repeated freezing and thawing.

**MSDS:** [Download](#)


**Datasheet:** [Download](#)

### Applications

Western Blot (Transfected lysate)

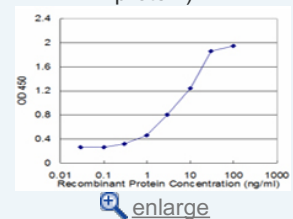
### Application Image

Western Blot (Transfected lysate)

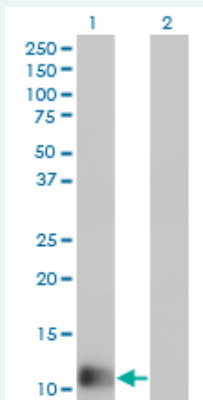


Western Blot (Recombinant protein)

Sandwich ELISA (Recombinant protein)



ELISA



Western Blot analysis of FABP1 expression in transfected 293T cell line by FABP1 monoclonal antibody (M03), clone 6E8.

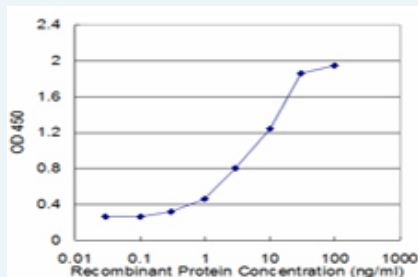
Lane 1: FABP1 transfected lysate(14.2 KDa).  
Lane 2: Non-transfected lysate.

[Protocol Download](#)

### Western Blot (Recombinant protein)

[Protocol Download](#)

### Sandwich ELISA (Recombinant protein)



Detection limit for recombinant GST tagged FABP1 is approximately 0.3ng/ml as a capture antibody.

[Protocol Download](#)

### ELISA

### Gene Information

Entrez GeneID: [2168](#)

GeneBank [BC032801](#)  
Accession#:

Protein [AAH32801](#)  
Accession#:

Gene Name: FABP1

Gene Alias: FABPL,L-FABP

Gene Description: fatty acid binding protein 1, liver

Omim ID: [134650](#)

Gene Ontology: [Hyperlink](#)

**Gene Summary:** FABP1 encodes the fatty acid binding protein found in liver. Fatty acid binding proteins are a family of small, highly conserved, cytoplasmic proteins that bind long-chain fatty acids and other hydrophobic ligands. FABP1 and FABP6 (the ileal fatty acid binding protein) are also able to bind bile acids. It is thought that FABPs roles include fatty acid uptake,

transport, and metabolism. [provided by RefSeq]

**Other** Fatty acid-binding protein, liver

**Designations:**

**Gene Pathway**

[PPAR signaling pathway](#)

**Related Disease**

[Atherosclerosis](#) [Body Weight](#) [Cardiovascular Diseases](#) [Cerebral Infarction](#)  
[Diabetes Mellitus](#) [Diabetes Mellitus, Type 2](#) [Dyslipidemias](#) [Edema](#)  
[Genetic Predisposition to Disease](#) [Hyperlipoproteinemias](#) [Hypertriglyceridemia](#)  
[Insulin Resistance](#) [Intracranial Arteriosclerosis](#) [Metabolic Syndrome X](#) [Myocardial Infarction](#)  
[Obesity](#) [Stroke](#)

[服務條款](#) | [隱私權政策](#) | [著作及商標](#) | [網站地圖](#)

©2016 亞諾法生技股份有限公司 Abnova Corporation. 版權所有.