



SZABO SCANDIC

Part of Europa Biosite

Produktinformation



Forschungsprodukte & Biochemikalien



Zellkultur & Verbrauchsmaterial



Diagnostik & molekulare Diagnostik



Laborgeräte & Service

Weitere Information auf den folgenden Seiten!
See the following pages for more information!



Lieferung & Zahlungsart

siehe unsere [Liefer- und Versandbedingungen](#)

Zuschläge

- Mindermengenzuschlag
- Trockeneiszuschlag
- Gefahrgutzuschlag
- Expressversand

SZABO-SCANDIC HandelsgmbH

Quellenstraße 110, A-1100 Wien

T. +43(0)1 489 3961-0

F. +43(0)1 489 3961-7

mail@szabo-scandic.com

www.szabo-scandic.com

[linkedin.com/company/szaboscandic](https://www.linkedin.com/company/szaboscandic) 

FABP1 monoclonal antibody (M04), clone 5E7

Catalog # : H00002168-M04

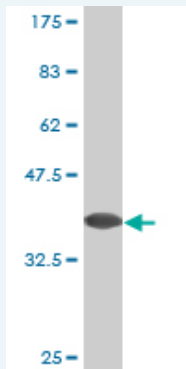
規格 : [100 ug]

[List All](#)

Specification

Product Description:	Mouse monoclonal antibody raised against a full-length recombinant FABP1.
Immunogen:	FABP1 (AAH32801, 1 a.a. ~ 127 a.a) full-length recombinant protein with GST tag. MW of the GST tag alone is 26 KDa.
Sequence:	MSFSGKYQLQSQENFEAFMKAIGLPEELIQKGGDIKGVSEIVQNGKHFKF TITAGSKVIQNEFTVGEECELETMTGEKVKTWVQLEGDNKLVTTFKNIKSV TELNGDIITNTMTLGDIVFKRISKRI
Host:	Mouse
Reactivity:	Human
Isotype:	IgG2b Kappa

Quality Control Testing: Antibody Reactive Against Recombinant Protein.



Western Blot detection against Immunogen (39.71 KDa) .

Storage Buffer: In 1x PBS, pH 7.4

Storage Instruction: Store at -20°C or lower. Aliquot to avoid repeated freezing and thawing.

MSDS: [Download](#)

Datasheet: [Download](#)

Applications

Western Blot (Recombinant protein)

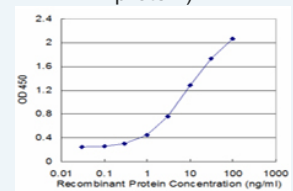
[Protocol Download](#)

Sandwich ELISA (Recombinant protein)

Application Image

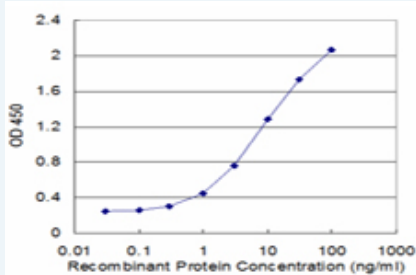
Western Blot (Recombinant protein)

Sandwich ELISA (Recombinant protein)



[enlarge](#)

ELISA



Detection limit for recombinant GST tagged FABP1 is approximately 0.3ng/ml as a capture antibody.

 [Protocol Download](#)

ELISA

Gene Information

Entrez GeneID: [2168](#)

GeneBank [BC032801](#)

Accession#:

Protein [AAH32801](#)

Accession#:

Gene Name: FABP1

Gene Alias: FABPL,L-FABP

Gene Description: fatty acid binding protein 1, liver

Omim ID: [134650](#)

Gene Ontology: [Hyperlink](#)

Gene Summary: FABP1 encodes the fatty acid binding protein found in liver. Fatty acid binding proteins are a family of small, highly conserved, cytoplasmic proteins that bind long-chain fatty acids and other hydrophobic ligands. FABP1 and FABP6 (the ileal fatty acid binding protein) are also able to bind bile acids. It is thought that FABPs roles include fatty acid uptake, transport, and metabolism. [provided by RefSeq]

Other Designations: Fatty acid-binding protein, liver

Designations:

Gene Pathway

[PPAR signaling pathway](#)

Related Disease

[Atherosclerosis](#) [Body Weight](#) [Cardiovascular Diseases](#) [Cerebral Infarction](#)
[Diabetes Mellitus](#) [Diabetes Mellitus, Type 2](#) [Dyslipidemias](#) [Edema](#)
[Genetic Predisposition to Disease](#) [Hyperlipoproteinemias](#) [Hypertriglyceridemia](#)
[Insulin Resistance](#) [Intracranial Arteriosclerosis](#) [Metabolic Syndrome X](#) [Myocardial Infarction](#)
[Obesity](#) [Stroke](#)