



# SZABO SCANDIC

Part of Europa Biosite

## Produktinformation



Forschungsprodukte & Biochemikalien



Zellkultur & Verbrauchsmaterial



Diagnostik & molekulare Diagnostik



Laborgeräte & Service

Weitere Information auf den folgenden Seiten!  
See the following pages for more information!



### Lieferung & Zahlungsart

siehe unsere [Liefer- und Versandbedingungen](#)

### Zuschläge

- Mindermengenzuschlag
- Trockeneiszuschlag
- Gefahrgutzuschlag
- Expressversand

### SZABO-SCANDIC HandelsgmbH

Quellenstraße 110, A-1100 Wien

T. +43(0)1 489 3961-0

F. +43(0)1 489 3961-7

[mail@szabo-scandic.com](mailto:mail@szabo-scandic.com)

[www.szabo-scandic.com](http://www.szabo-scandic.com)

[linkedin.com/company/szaboscandic](https://www.linkedin.com/company/szaboscandic) 

## FABP3 monoclonal antibody (M02), clone 2F1

Catalog # : H00002170-M02

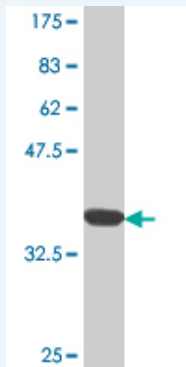
規格 : [ 100 ug ]

[List All](#)

### Specification

<b>Product Description:</b>	Mouse monoclonal antibody raised against a full-length recombinant FABP3.
<b>Immunogen:</b>	FABP3 (AAH07021, 1 a.a. ~ 133 a.a) full-length recombinant protein with GST tag. MW of the GST tag alone is 26 KDa.
<b>Sequence:</b>	MVDAFLGTWKLVDKSNFDDYMKSLGVGFATRQVASMTKPTTIIKNGDI LTLRTHSTFKNTEISFKLGVEFDETTADDRKVKSVTLTGKGLVHLQKWD GQETTLVRELIDGKLILTLTHGTAVCTRTRYEKA
<b>Host:</b>	Mouse
<b>Reactivity:</b>	Human
<b>Isotype:</b>	IgG2b Kappa

**Quality Control Testing:** Antibody Reactive Against Recombinant Protein.



Western Blot detection against Immunogen (40.37 KDa) .

**Storage Buffer:** In 1x PBS, pH 7.4

**Storage Instruction:** Store at -20°C or lower. Aliquot to avoid repeated freezing and thawing.

**MSDS:** [Download](#)

**Datasheet:** [Download](#)

### Applications

**Western Blot (Recombinant protein)**

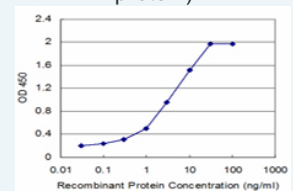
[Protocol Download](#)

**Sandwich ELISA (Recombinant protein)**

### Application Image

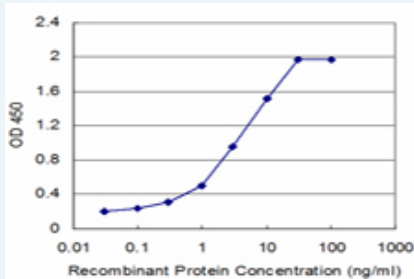
Western Blot (Recombinant protein)

Sandwich ELISA (Recombinant protein)



[enlarge](#)

ELISA



Detection limit for recombinant GST tagged FABP3 is approximately 0.1ng/ml as a capture antibody.

 [Protocol Download](#)

## ELISA

### Gene Information

Entrez GeneID: [2170](#)

GeneBank [BC007021](#)

Accession#:

Protein [AAH07021](#)

Accession#:

Gene Name: FABP3

Gene Alias: FABP11,H-FABP,MDGI,O-FABP

Gene Description: fatty acid binding protein 3, muscle and heart (mammary-derived growth inhibitor)

Omim ID: [134651](#)

Gene Ontology: [Hyperlink](#)

**Gene Summary:** The intracellular fatty acid-binding proteins (FABPs) belongs to a multigene family. FABPs are divided into at least three distinct types, namely the hepatic-, intestinal- and cardiac-type. They form 14-15 kDa proteins and are thought to participate in the uptake, intracellular metabolism and/or transport of long-chain fatty acids. They may also be responsible in the modulation of cell growth and proliferation. Fatty acid-binding protein 3 gene contains four exons and its function is to arrest growth of mammary epithelial cells. This gene is a candidate tumor suppressor gene for human breast cancer. [provided by RefSeq]

**Other Designations:** Fatty acid-binding protein 3, muscle,OTTHUMP00000003898,fatty acid binding protein 11,fatty acid binding protein 3,mammary-derived growth inhibitor

### Gene Pathway

[PPAR signaling pathway](#)

### Related Disease

[Anorexia Nervosa](#) [Autistic Disorder](#) [Bipolar Disorder](#) [Bulimia](#) [Cardiovascular Diseases](#) [Diabetes Mellitus, Type 2](#) [Disease Susceptibility](#) [Edema](#) [Fractures, Bone](#) [Genetic Predisposition to Disease](#) [Hypertension](#) [Narcolepsy](#) [Schizophrenia](#) [Schizophrenia](#)