



# SZABO SCANDIC

Part of Europa Biosite

## Produktinformation



Forschungsprodukte & Biochemikalien



Zellkultur & Verbrauchsmaterial



Diagnostik & molekulare Diagnostik



Laborgeräte & Service

Weitere Information auf den folgenden Seiten!  
See the following pages for more information!



### Lieferung & Zahlungsart

siehe unsere [Liefer- und Versandbedingungen](#)

### Zuschläge

- Mindermengenzuschlag
- Trockeneiszuschlag
- Gefahrgutzuschlag
- Expressversand

### SZABO-SCANDIC HandelsgmbH

Quellenstraße 110, A-1100 Wien

T. +43(0)1 489 3961-0

F. +43(0)1 489 3961-7

[mail@szabo-scandic.com](mailto:mail@szabo-scandic.com)

[www.szabo-scandic.com](http://www.szabo-scandic.com)

[linkedin.com/company/szaboscandic](https://www.linkedin.com/company/szaboscandic) 



## FABP5 purified MaxPab mouse polyclonal antibody (B02P) MaxPab®

Catalog # : H00002171-B02P

規格 : [ 50 ug ]


[List All](#)

### Specification

<b>Product Description:</b>	Mouse polyclonal antibody raised against a full-length human FABP5 protein.
<b>Immunogen:</b>	FABP5 (NP_001435.1, 1 a.a. ~ 135 a.a) full-length human protein.
<b>Sequence:</b>	MATVQQLEGRWRLVDSKGFDEYMKELGVGIALRKMGMAMAKPDCIITCD GKNLTIKTESTLKTTQFSCTLGEKFEETTADGRKTQTVCNFTDGALVQH QEWGKESTITRKLKDGKLVWECVMNNVTCTRIYEKVE
<b>Host:</b>	Mouse
<b>Reactivity:</b>	Human
<b>Quality Control Testing:</b>	Antibody reactive against mammalian transfected lysate.
<b>Storage Buffer:</b>	In 1x PBS, pH 7.4
<b>Storage Instruction:</b>	Store at -20°C or lower. Aliquot to avoid repeated freezing and thawing.
<b>MSDS:</b>	 <a href="#">Download</a>
<b>Datasheet:</b>	 <a href="#">Download</a>

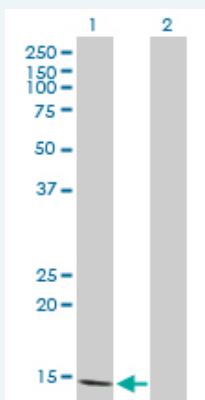
### Application Image

Western Blot (Transfected lysate)



### Applications

#### Western Blot (Transfected lysate)



Western Blot analysis of FABP5 expression in transfected 293T cell line ([H00002171-T02](#)) by FABP5 MaxPab polyclonal antibody.

Lane 1: FABP5 transfected lysate(14.85 kDa).  
Lane 2: Non-transfected lysate.

 [Protocol Download](#)

### Gene Information

Entrez GeneID: [2171](#)

**GeneBank** [NM\\_001444](#)

**Accession#:**

**Protein** [NP\\_001435.1](#)

**Accession#:**

**Gene Name:** FABP5

**Gene Alias:** E-FABP,EFABP,PA-FABP,PAFABP

**Gene** fatty acid binding protein 5 (psoriasis-associated)

**Description:**

**Omim ID:** [605168](#)

**Gene Ontology:** [Hyperlink](#)

**Gene Summary:** This gene encodes the fatty acid binding protein found in epidermal cells, and was first identified as being upregulated in psoriasis tissue. Fatty acid binding proteins are a family of small, highly conserved, cytoplasmic proteins that bind long-chain fatty acids and other hydrophobic ligands. It is thought that FABPs roles include fatty acid uptake, transport, and metabolism. The human genome contains many pseudogenes similar to this locus. [provided by RefSeq]

**Other** -  
**Designations:**

#### **Gene Pathway**

[PPAR signaling pathway](#)

#### **Related Disease**

[Autistic Disorder](#) [Bipolar Disorder](#) [Genetic Predisposition to Disease](#) [Schizophrenia](#)  
[Schizophrenia](#)

[服務條款](#) | [隱私權政策](#) | [著作及商標](#) | [網站地圖](#)

©2016 亞諾法生技股份有限公司 Abnova Corporation. 版權所有.